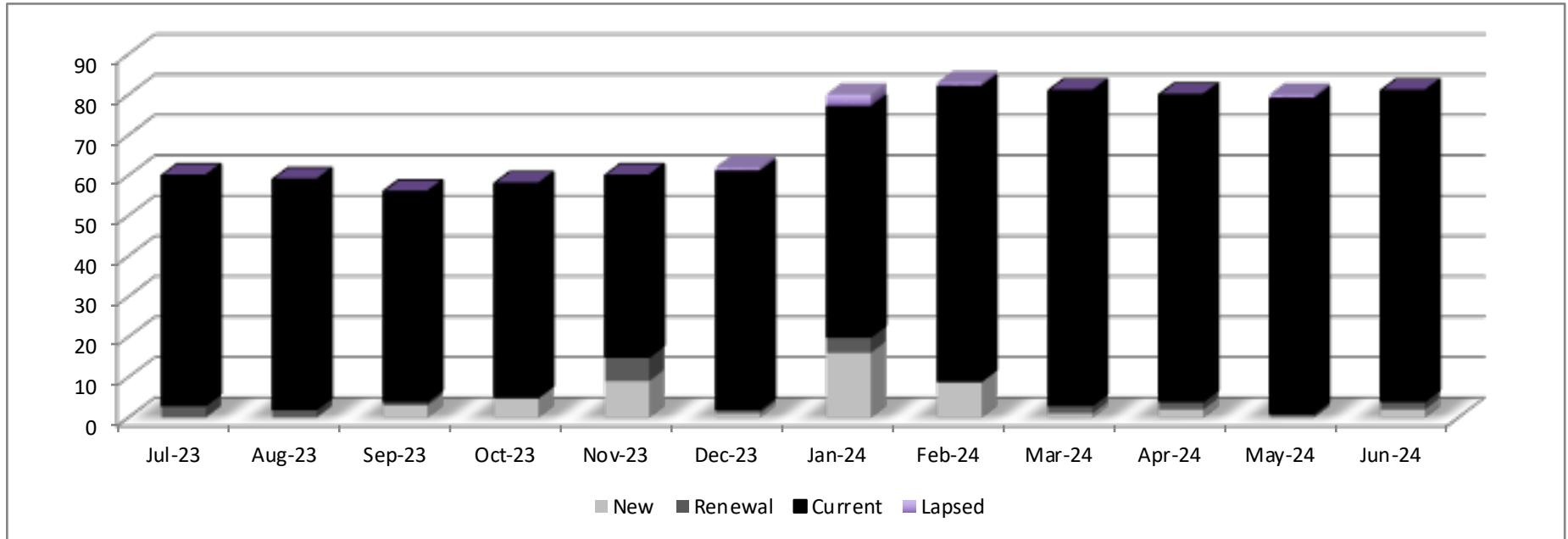


Southern Illinois Reading Council

Yearlong Trend of Total Membership

July 2023 to June 2024



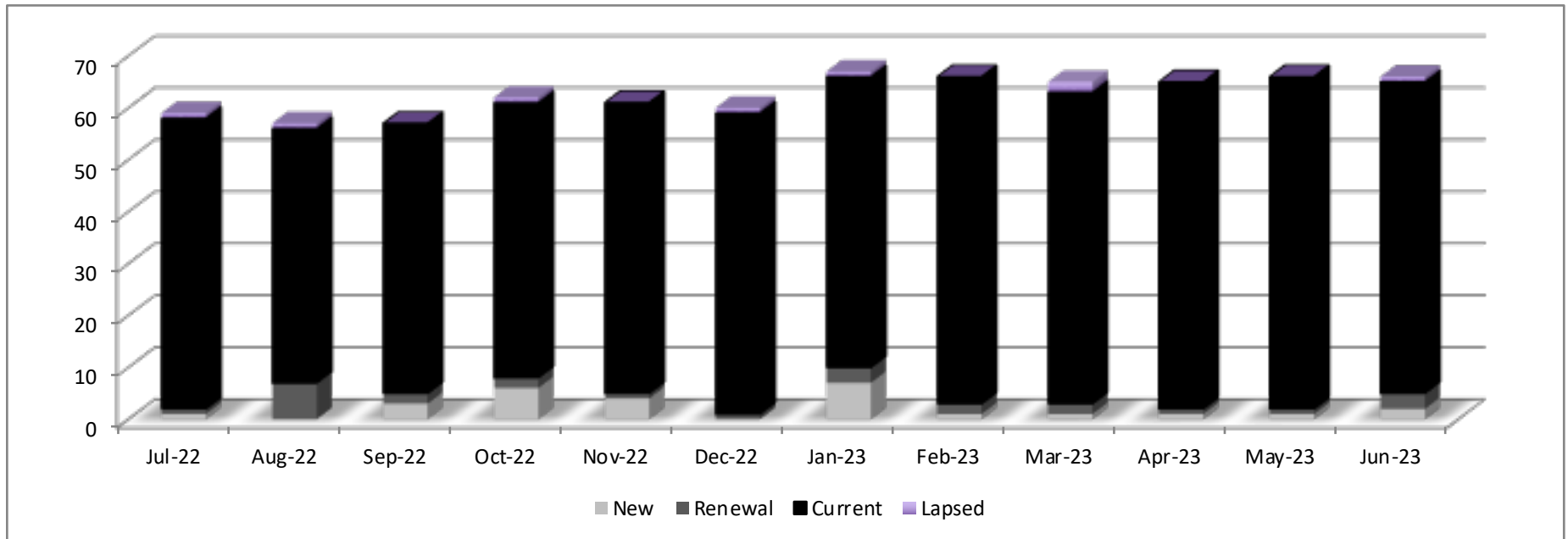
	<i>Jul-23</i>	<i>Aug-23</i>	<i>Sep-23</i>	<i>Oct-23</i>	<i>Nov-23</i>	<i>Dec-23</i>	<i>Jan-24</i>	<i>Feb-24</i>	<i>Mar-24</i>	<i>Apr-24</i>	<i>May-24</i>	<i>Jun-24</i>	<i>Total</i>
<i>New</i>	0	0	3	5	9	1	16	9	1	2	0	2	48
<i>Lapsed</i>	0	0	0	0	0	1	3	1	0	0	1	0	6
<i>Renewal</i>	3	2	1	0	6	1	4	0	2	2	1	2	24
<i>Current</i>	57	57	52	53	45	59	57	73	78	76	78	77	
<i>Total</i>	60	59	56	58	60	62	80	83	81	80	80	81	
<i>Gain/Loss</i>	-6	-1	-3	2	2	2	18	3	-2	-1	0	1	15
<i>% Change</i>	-9.09%	-1.67%	-5.08%	3.57%	3.45%	3.33%	29.03%	3.75%	-2.41%	-1.23%	0.00%	1.25%	22.73%
<i>Non-Renew</i>	5	1	6	3	7	0	1	7	3	3	1	1	38
<i>Student NR</i>	0	0	0	0	0	0	0	1	1	0	1	0	3
	<i>YTD % of Renewals (w/o Student Non-Renewals)</i>												47.62%

Growth or Retention: Bronze: 1% or 65%; Silver: 2% or 70%; Gold: 3% or 75%; and Diamond: 10% or 80%

Southern Illinois Reading Council

Yearlong Trend of Total Membership

July 2022 to June 2023



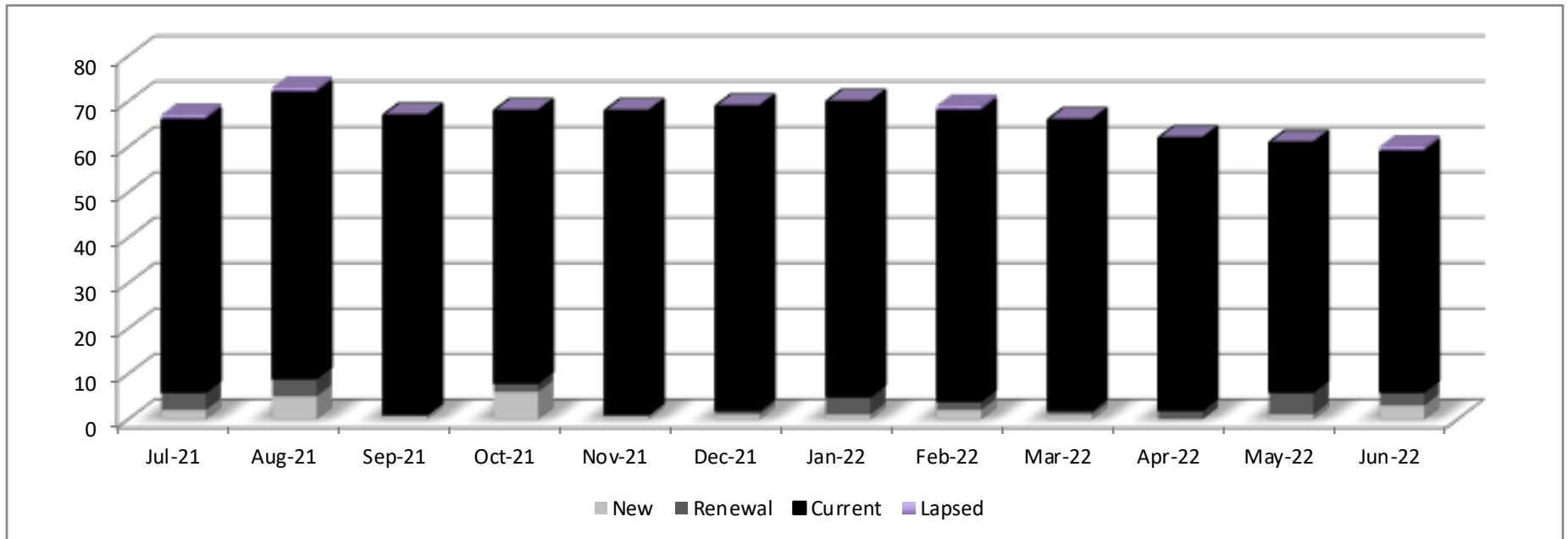
	Jul-22	Aug-22	Sep-22	Oct-22	Nov-22	Dec-22	Jan-23	Feb-23	Mar-23	Apr-23	May-23	Jun-23	Total
New	1	0	3	6	4	0	7	1	1	1	1	2	27
Lapsed	1	1	0	1	0	1	1	0	2	0	0	1	8
Renewal	1	7	2	2	1	1	3	2	2	1	1	3	26
Current	56	49	52	53	56	58	56	63	60	63	64	60	
Total	59	57	57	62	61	60	67	66	65	65	66	66	
Gain/Loss	-1	-2	0	5	-1	-1	7	-1	-1	0	1	0	6
% Change	-1.67%	-3.39%	0.00%	8.77%	-1.61%	-1.64%	11.67%	-1.49%	-1.52%	0.00%	1.54%	0.00%	10.00%
Non-renew	3	3	3	2	5	2	1	2	4	0	0	3	28
	YTD # of Student Members Non-Renewals												0
	YTD % of Renewals (w/o Student Non-Renewals)												56.67%

Growth or Retention: Bronze: 1% or 65%; Silver: 2% or 70%; Gold: 3% or 75%; and Diamond: 10% or 80%

Southern Illinois Reading Council

Yearlong Trend of Total Membership

July 2021 to June 2022



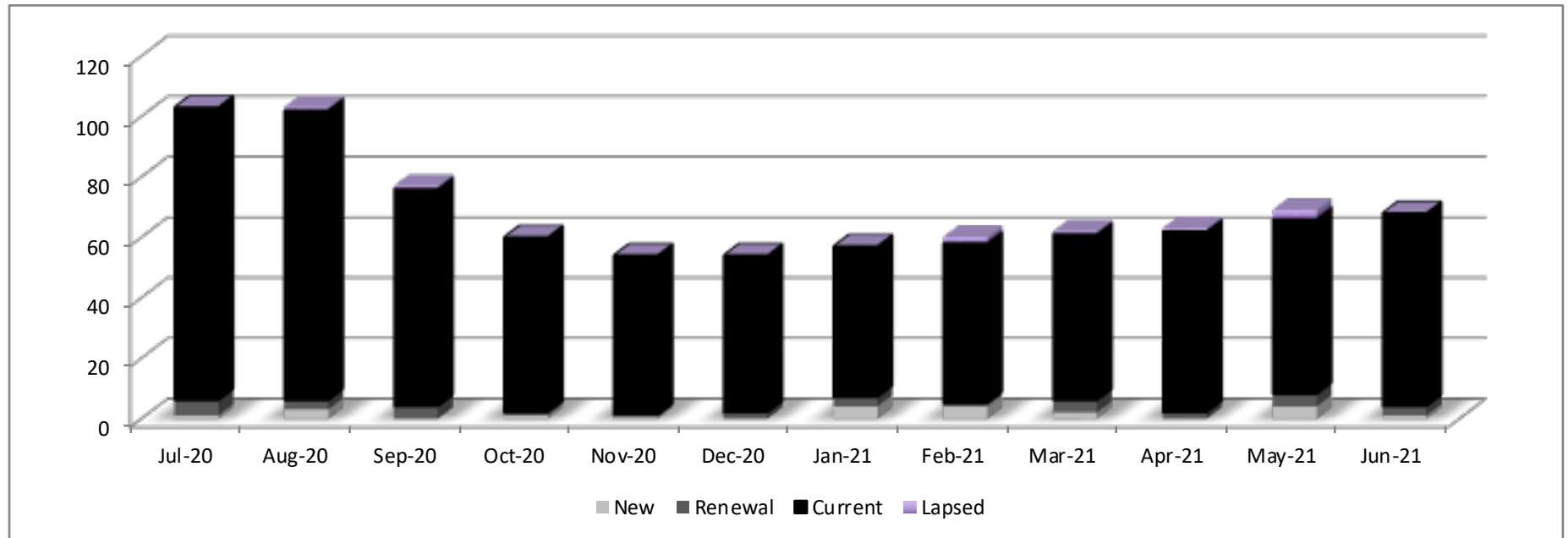
	Jul-21	Aug-21	Sep-21	Oct-21	Nov-21	Dec-21	Jan-22	Feb-22	Mar-22	Apr-22	May-22	Jun-22	Total
New	2	5	1	6	1	1	1	2	1	0	1	3	24
Lapsed	1	1	0	0	0	0	0	1	0	0	0	1	4
Renewal	4	4	0	2	0	1	4	2	1	2	5	3	28
Current	60	63	66	60	67	67	65	64	64	60	55	53	
Total	67	73	67	68	68	69	70	69	66	62	61	60	
Gain/Loss	-1	6	-6	1	0	1	1	-1	-3	-4	-1	-1	-8
% Change	-1.47%	8.96%	-8.22%	1.49%	0.00%	1.47%	1.45%	-1.43%	-4.35%	-6.06%	-1.61%	-1.64%	-11.76%
Non-renew	4	0	7	5	1	0	0	4	4	4	2	5	36
	YTD # of Student Members Non-Renewals												0
	YTD % of Renewals (w/o Student Non-Renewals)												47.06%

Growth or Retention: Bronze: 1% or 65%; Silver: 2% or 70%; Gold: 3% or 75%; and Diamond: 10% or 80%

Southern Illinois Reading Council

Yearlong Trend of Total Membership

July 2020 to June 2021



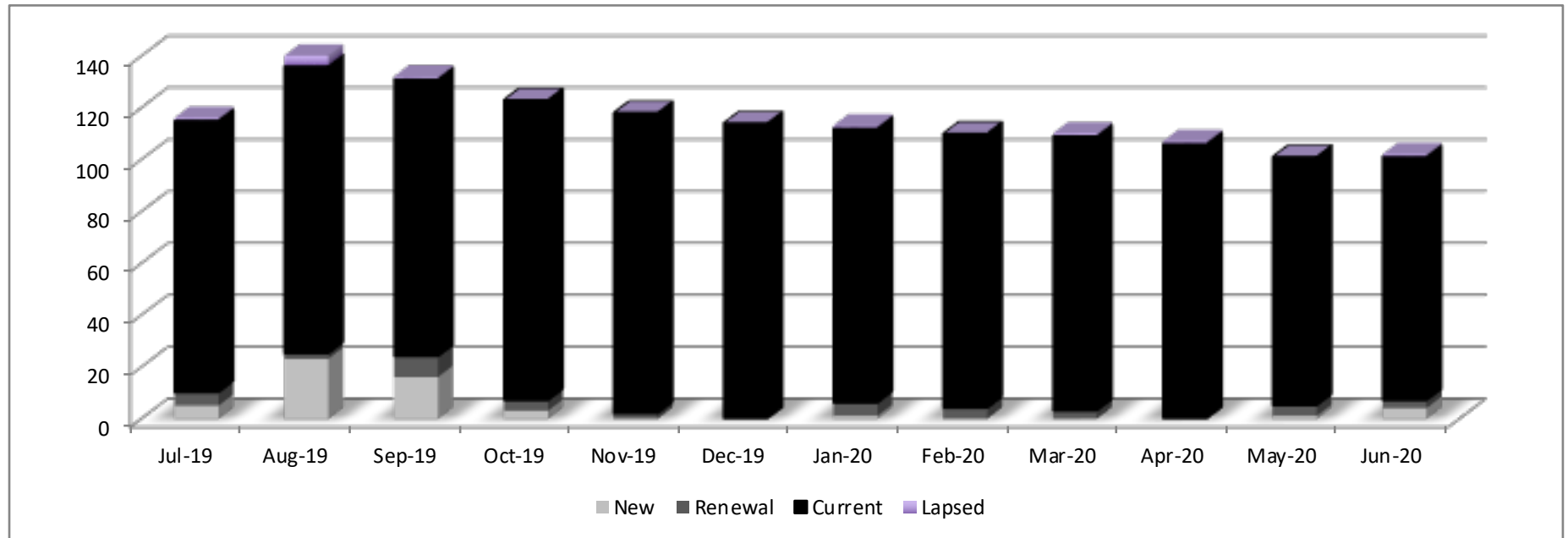
	Jul-20	Aug-20	Sep-20	Oct-20	Nov-20	Dec-20	Jan-21	Feb-21	Mar-21	Apr-21	May-21	Jun-21	Total
New	1	3	0	1	1	0	4	4	2	0	4	1	21
Lapsed	0	1	1	0	0	0	0	2	1	1	3	0	9
Renewal	5	3	4	1	0	2	3	1	4	2	4	3	32
Current	97	96	72	58	53	52	50	53	55	60	58	64	
Total	103	103	77	60	54	54	57	60	62	63	69	68	
Gain/Loss	1	0	-26	-17	-6	0	3	3	2	1	6	-1	-34
% Change	0.98%	0.00%	-25.24%	-22.08%	-10.00%	0.00%	5.56%	5.26%	3.33%	1.61%	9.52%	-1.45%	-33.33%
Non-renew	0	4	27	18	7	0	1	3	1	0	1	2	64
	YTD # of Student Members Non-Renewals												3
	YTD % of Renewals (w/o Student Non-Renewals)												41.41%

Growth or Retention: Bronze: 1% or 65%; Silver: 2% or 70%; Gold: 3% or 75%; and Diamond: 10% or 80%

Southern Illinois Reading Council

Yearlong Trend of Total Membership

July 2019 to June 2020



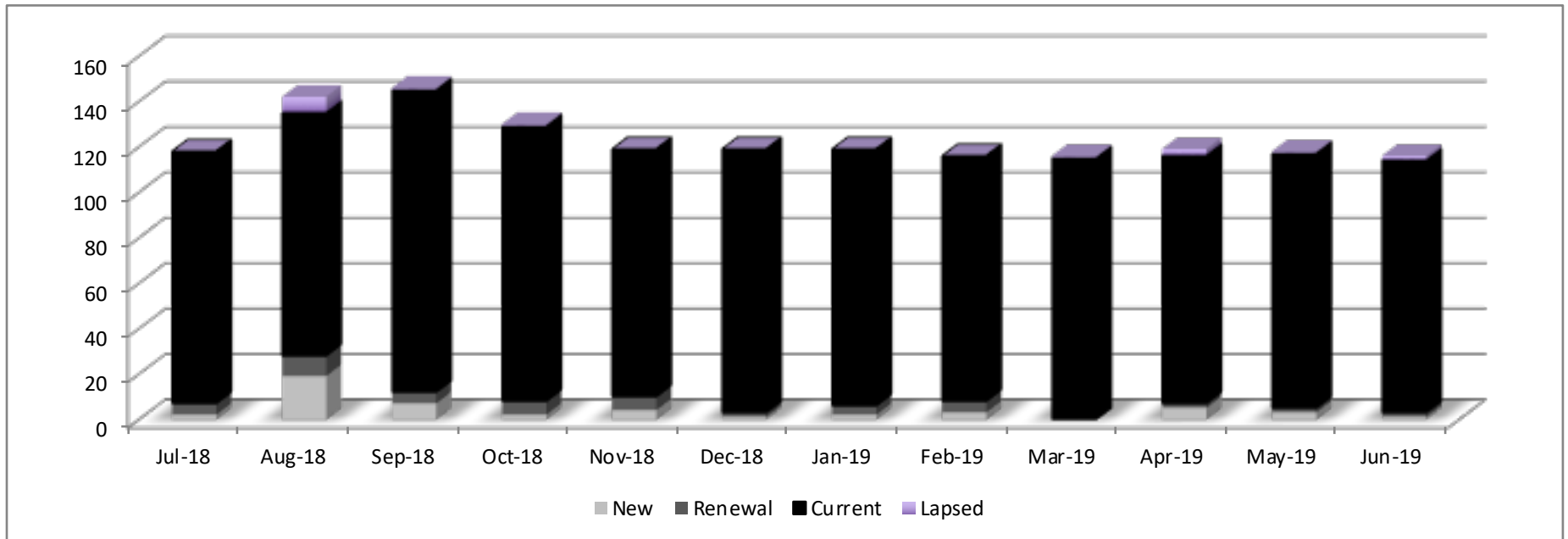
	Jul-19	Aug-19	Sep-19	Oct-19	Nov-19	Dec-19	Jan-20	Feb-20	Mar-20	Apr-20	May-20	Jun-20	Total
New	5	23	16	3	0	0	1	0	0	0	1	4	53
Lapsed	1	4	1	0	0	0	1	0	1	1	0	1	10
Renewal	5	2	8	4	2	0	5	4	3	0	4	3	40
Current	105	111	107	116	116	114	106	106	106	106	96	94	
Total	116	140	132	123	118	114	113	110	110	107	101	102	
Gain/Loss	0	24	-8	-9	-5	-4	-1	-3	0	-3	-6	1	-14
% Change	0.00%	20.69%	-5.71%	-6.82%	-4.07%	-3.39%	-0.88%	-2.65%	0.00%	-2.73%	-5.61%	0.99%	-12.07%
Non-renew	5	3	25	12	5	4	2	3	1	4	7	4	75
													YTD # of Student Members Non-Renewals
													1
													YTD % of Renewals (w/o Student Non-Renewals)
													43.48%

Growth or Retention: Bronze: 1% or 65%; Silver: 2% or 70%; Gold: 3% or 75%; and Diamond: 10% or 80%

Southern Illinois Reading Council

Yearlong Trend of Total Membership

July 2018 to June 2019

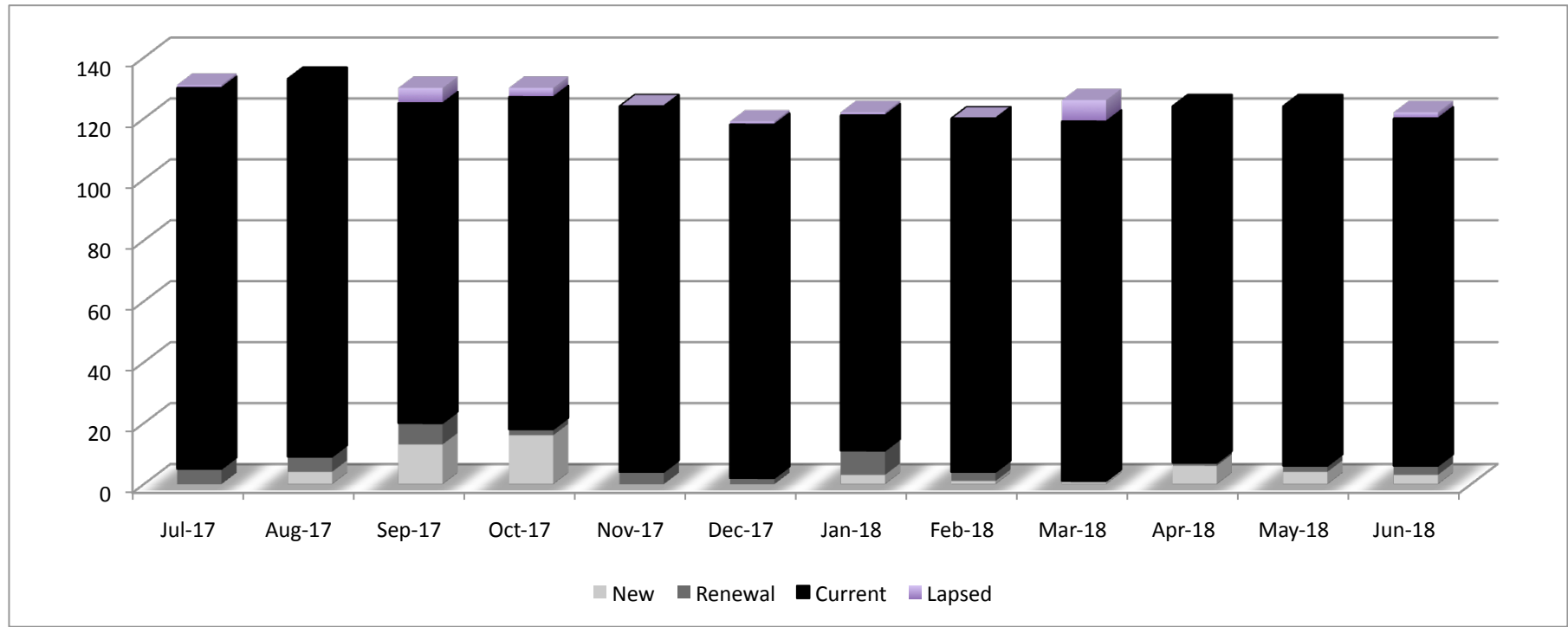


	Jul-18	Aug-18	Sep-18	Oct-18	Nov-18	Dec-18	Jan-19	Feb-19	Mar-19	Apr-19	May-19	Jun-19	Total
New	2	19	7	2	4	1	2	3	0	5	3	1	49
Lapsed	0	7	1	1	0	0	0	0	1	3	1	2	16
Renewal	5	9	5	6	6	2	4	5	0	2	2	2	48
Current	111	107	133	121	109	116	113	108	115	109	112	111	
Total	118	142	146	130	119	119	119	116	116	119	118	116	
Gain/Loss	-4	24	4	-16	-11	0	0	-3	0	3	-1	-2	-6
% Change	-3.28%	20.34%	2.82%	-10.96%	-8.46%	0.00%	0.00%	-2.52%	0.00%	2.59%	-0.84%	-1.69%	-4.92%
Non-renew	6	0	4	19	15	1	2	6	1	5	5	5	69
	YTD # of Student Members Non-Renewals												1
	YTD % of Renewals (w/o Student Non-Renewals)												52.89%

Growth or Retention: Bronze: 1% or 65%; Silver: 2% or 70%; Gold: 3% or 75%; and Diamond: 10% or 80%

Southern Illinois Reading Council

Yearlong Trend of Total Membership July 2017 to June 2018

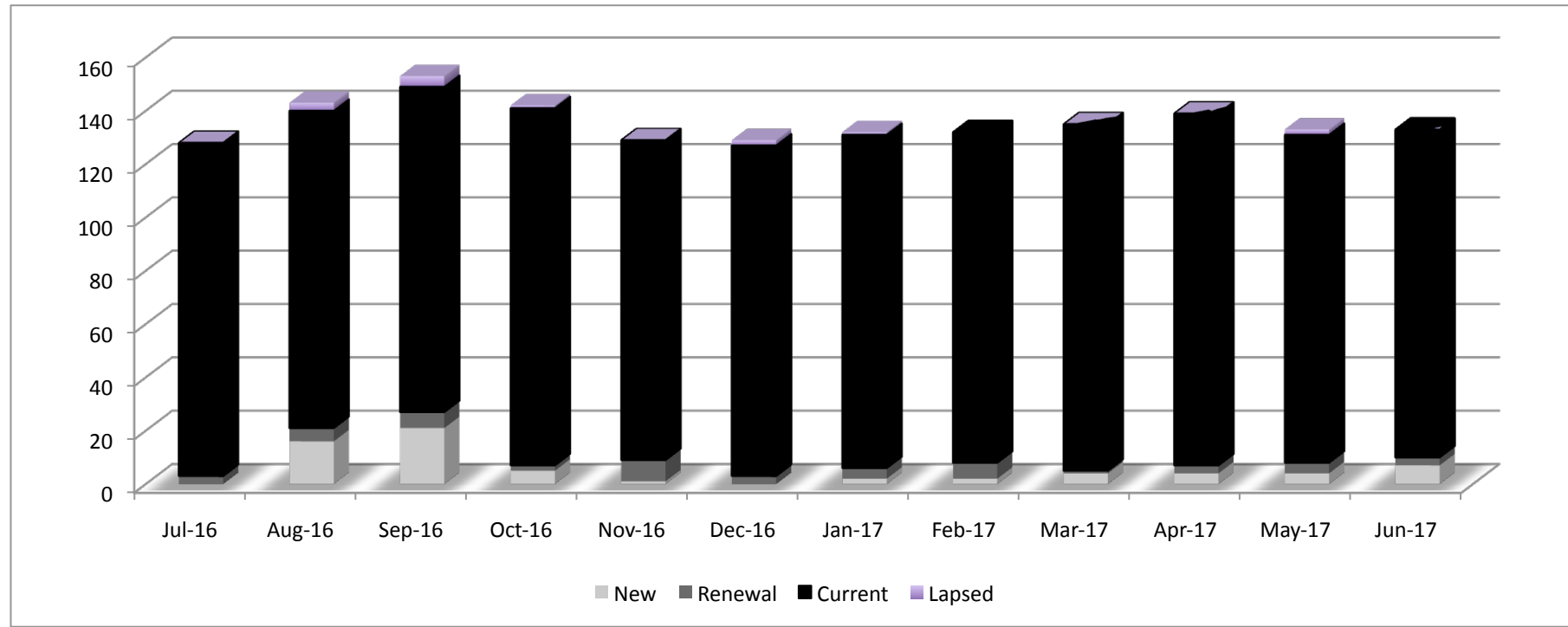


	<i>Jul-17</i>	<i>Aug-17</i>	<i>Sep-17</i>	<i>Oct-17</i>	<i>Nov-17</i>	<i>Dec-17</i>	<i>Jan-18</i>	<i>Feb-18</i>	<i>Mar-18</i>	<i>Apr-18</i>	<i>May-18</i>	<i>Jun-18</i>	<i>Total</i>
<i>New</i>	0	4	13	16	0	0	3	1	1	6	4	3	51
<i>Lapsed</i>	1	0	5	3	0	1	1	0	7	0	0	2	20
<i>Renewal</i>	5	5	7	2	4	2	8	3	0	1	2	3	42
<i>Current</i>	125	124	105	109	120	116	110	116	118	117	118	114	
<i>Total</i>	131	133	130	130	124	119	122	120	126	124	124	122	
<i>Gain/Loss</i>	-2	2	-3	0	-6	-5	3	-2	6	-2	0	-2	-11
<i>% Change</i>	-1.50%	1.53%	-2.26%	0.00%	-4.62%	-4.03%	2.52%	-1.64%	5.00%	-1.59%	0.00%	-1.61%	-8.27%
<i>Non-renew</i>	3	2	21	19	6	6	1	3	2	8	4	7	82
	<i>YTD # of Student Members Non-Renewals</i>												3
	<i>YTD % of Renewals (w/o Student Non-Renewals)</i>												47.69%

Growth or Retention: Bronze: 1% or 65%; Silver: 2% or 70%; Gold: 3% or 75%; and Diamond: 10% or 80%

Southern Illinois Reading Council

Yearlong Trend of Total Membership July 2016 to June 2017

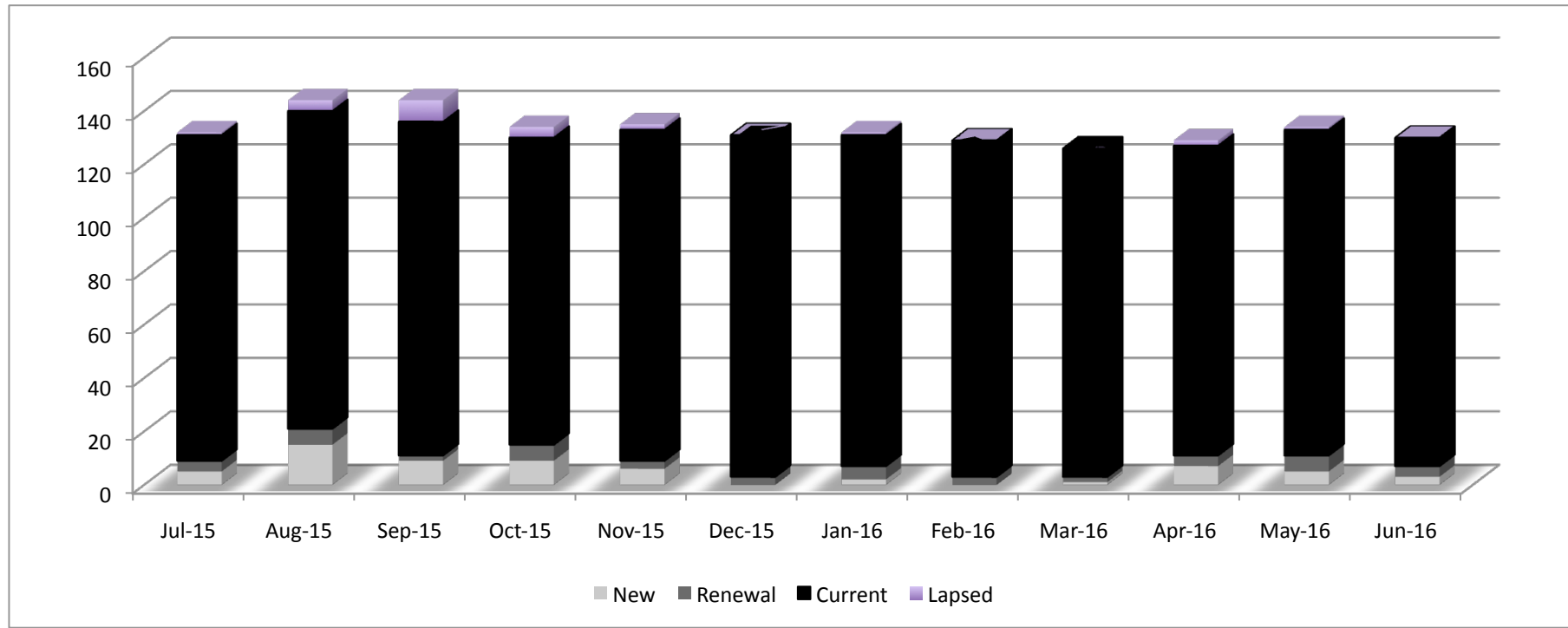


	<i>Jul-16</i>	<i>Aug-16</i>	<i>Sep-16</i>	<i>Oct-16</i>	<i>Nov-16</i>	<i>Dec-16</i>	<i>Jan-17</i>	<i>Feb-17</i>	<i>Mar-17</i>	<i>Apr-17</i>	<i>May-17</i>	<i>Jun-17</i>	<i>Total</i>
New	0	16	21	5	1	0	2	2	4	4	4	7	66
Lapsed	0	3	4	1	0	2	1	0	0	0	2	0	13
Renewal	3	5	6	2	8	3	4	6	1	3	4	3	48
Current	125	119	122	134	120	124	125	124	130	132	123	123	
Total	128	143	153	142	129	129	132	132	135	139	133	133	
Gain/Loss	-2	15	10	-11	-13	0	3	0	3	4	-6	0	3
% Change	-1.54%	11.72%	6.99%	-7.19%	-9.15%	0.00%	2.33%	0.00%	2.27%	2.96%	-4.32%	0.00%	2.31%
Non-renew	2	4	15	17	14	2	0	2	1	0	12	7	76
									YTD # of Student Members Non-Renewals				2
									YTD % of Renewals (w/o Student Non-Renewals)				37.50%

Growth or Retention: Bronze \$50: 1% or 65%; Silver \$75: 2% or 70%; Gold \$100: 3% or 75%; and Diamond \$200: 10% or 80%

Southern Illinois Reading Council

Yearlong Trend of Total Membership July 2015 to June 2016

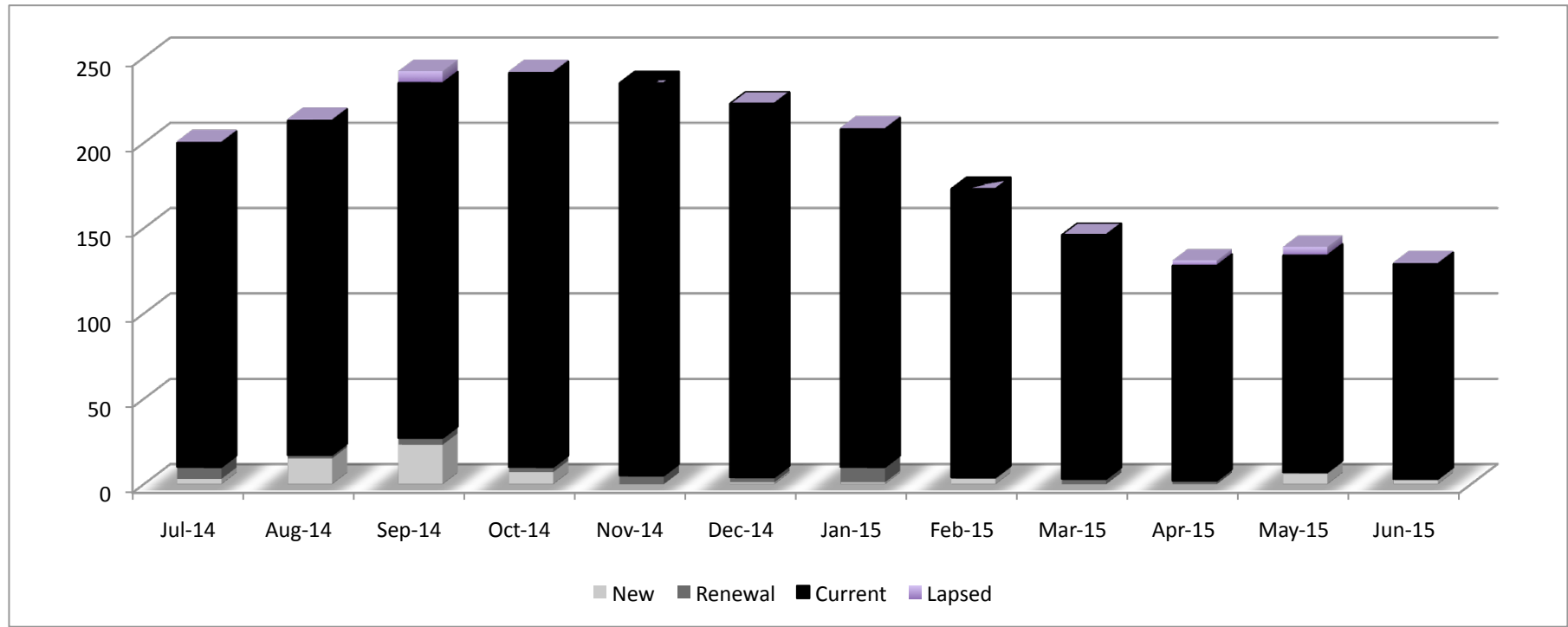


	<i>Jul-15</i>	<i>Aug-15</i>	<i>Sep-15</i>	<i>Oct-15</i>	<i>Nov-15</i>	<i>Dec-15</i>	<i>Jan-16</i>	<i>Feb-16</i>	<i>Mar-16</i>	<i>Apr-16</i>	<i>May-16</i>	<i>Jun-16</i>	<i>Total</i>
<i>New</i>	5	15	9	9	6	0	2	0	1	7	5	3	62
<i>Lapsed</i>	1	4	8	4	2	0	1	0	0	2	1	0	23
<i>Renewal</i>	4	6	2	6	3	3	5	3	2	4	6	4	48
<i>Current</i>	122	119	125	115	124	128	124	126	123	116	122	123	
<i>Total</i>	132	144	144	134	135	131	132	129	126	129	134	130	
<i>Gain/Loss</i>	2	12	0	-10	1	-4	1	-3	-3	3	5	-4	0
<i>% Change</i>	1.54%	9.09%	0.00%	-6.94%	0.75%	-2.96%	0.76%	-2.27%	-2.33%	2.38%	3.88%	-2.99%	0.00%
<i>Non-renew</i>	4	7	17	23	7	4	2	3	4	6	1	7	85
	<i>YTD # of Student Members Non-Renewals</i>												20
	<i>YTD % of Renewals (w/o Student Non-Renewals)</i>												64.55%

Growth or Retention: Bronze \$50: 1% or 65%; Silver \$75: 2% or 70%; Gold \$100: 3% or 75%; and Diamond \$200: 10% or 80%

Southern Illinois Reading Council

Yearlong Trend of Total Membership July 2014 to June 2015

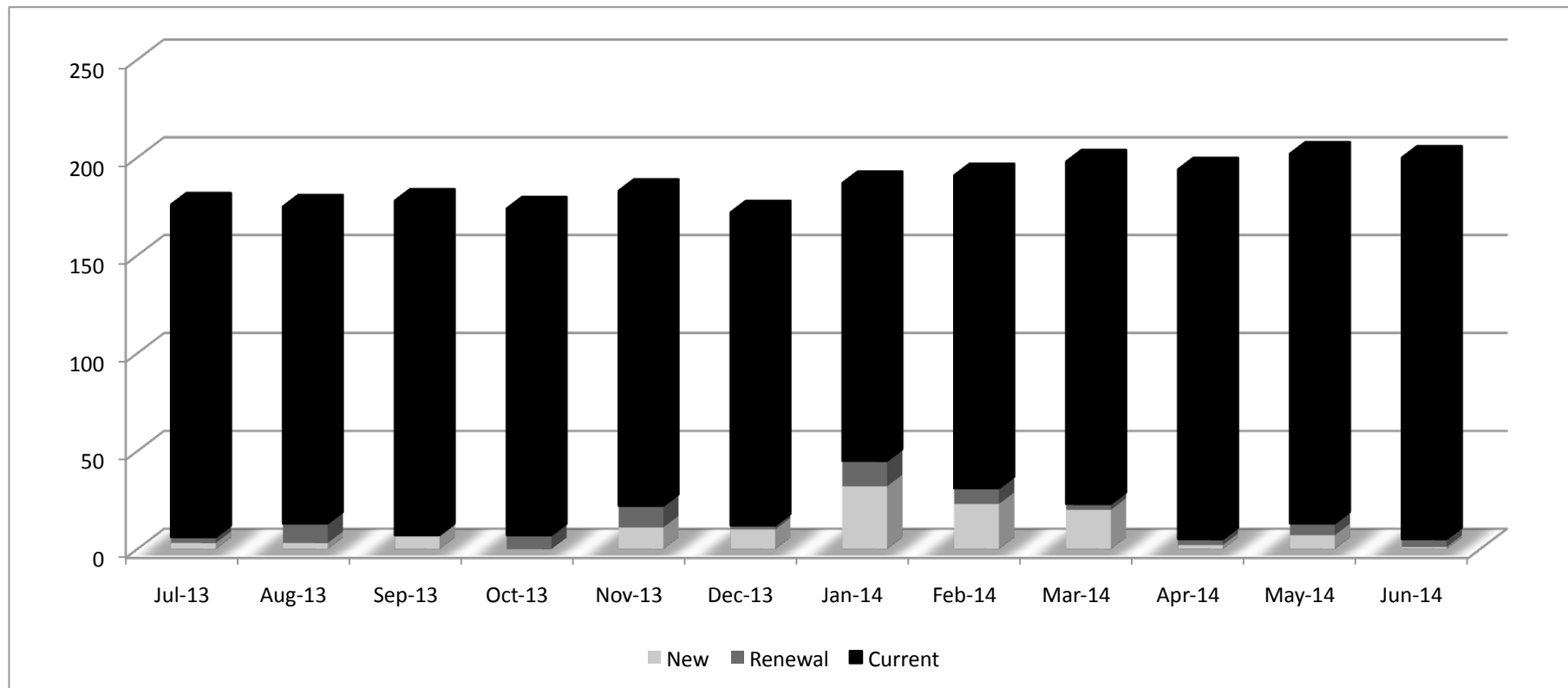


	<i>Jul-14</i>	<i>Aug-14</i>	<i>Sep-14</i>	<i>Oct-14</i>	<i>Nov-14</i>	<i>Dec-14</i>	<i>Jan-15</i>	<i>Feb-15</i>	<i>Mar-15</i>	<i>Apr-15</i>	<i>May-15</i>	<i>Jun-15</i>	<i>Total</i>
<i>New</i>	3	15	23	7	0	1	1	3	0	0	6	3	62
<i>Lapsed</i>	1	1	7	1	0	0	1	0	0	3	5	1	20
<i>Renewal</i>	7	2	4	3	5	3	9	1	3	2	1	0	40
<i>Current</i>	190	196	208	231	230	219	198	169	143	126	127	126	
<i>Total</i>	201	214	242	242	235	223	209	173	146	131	139	130	
<i>Gain/Loss</i>	1	13	28	0	-7	-12	-14	-36	-27	-15	8	-9	-70
<i>% Change</i>	0.50%	6.47%	13.08%	0.00%	-2.89%	-5.11%	-6.28%	-17.22%	-15.61%	-10.27%	6.11%	-6.47%	-35.00%
<i>Non-renew</i>	3	3	2	8	7	13	16	39	27	18	3	13	152
	<i>YTD # of Student Members Non-Renewals</i>												18
	<i>YTD % of Renewals (w/o Student Non-Renewals)</i>												32.97%

Growth or Retention: Bronze \$50: 1% or 65%; Silver \$75: 2% or 70%; Gold \$100: 3% or 75%; and Diamond \$200: 10% or 80%

Southern Illinois Reading Council

Yearlong Trend of Total Membership July 2013 to June 2014

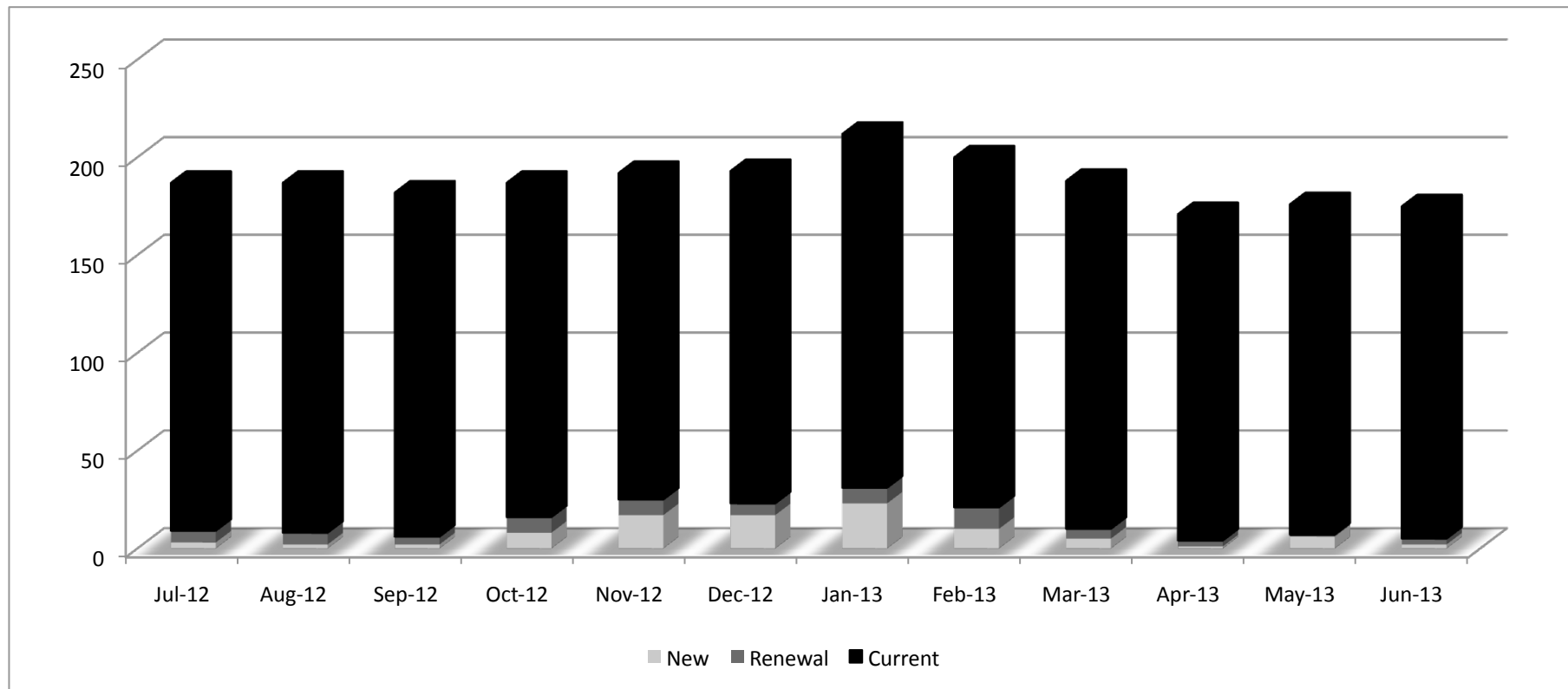


	<i>Jul-13</i>	<i>Aug-13</i>	<i>Sep-13</i>	<i>Oct-13</i>	<i>Nov-13</i>	<i>Dec-13</i>	<i>Jan-14</i>	<i>Feb-14</i>	<i>Mar-14</i>	<i>Apr-14</i>	<i>May-14</i>	<i>Jun-14</i>	<i>Total</i>
<i>New</i>	3	3	7	0	11	10	32	23	20	2	7	1	119
<i>Renewal</i>	3	10	0	7	11	2	13	8	3	3	6	4	70
<i>Current</i>	170	162	171	167	161	160	142	160	175	189	189	195	
Total	176	175	178	174	183	172	187	191	198	194	202	200	
<i>Gain/Loss</i>	1	-1	3	-4	9	-11	15	4	7	-4	8	-2	25
<i>% Change</i>	0.57%	-0.57%	1.71%	-2.25%	5.17%	-6.01%	8.72%	2.14%	3.66%	-2.02%	4.12%	-0.99%	14.29%
<i>Non-renew</i>	2	4	4	4	2	21	17	19	13	6	-1	3	94

Membership Growth: 1% Bronze = \$50, 2% Silver = \$75, 3% Gold = \$100, and 10% Diamond = \$200

Southern Illinois Reading Council

Yearlong Trend of Total Membership July 2012 to June 2013

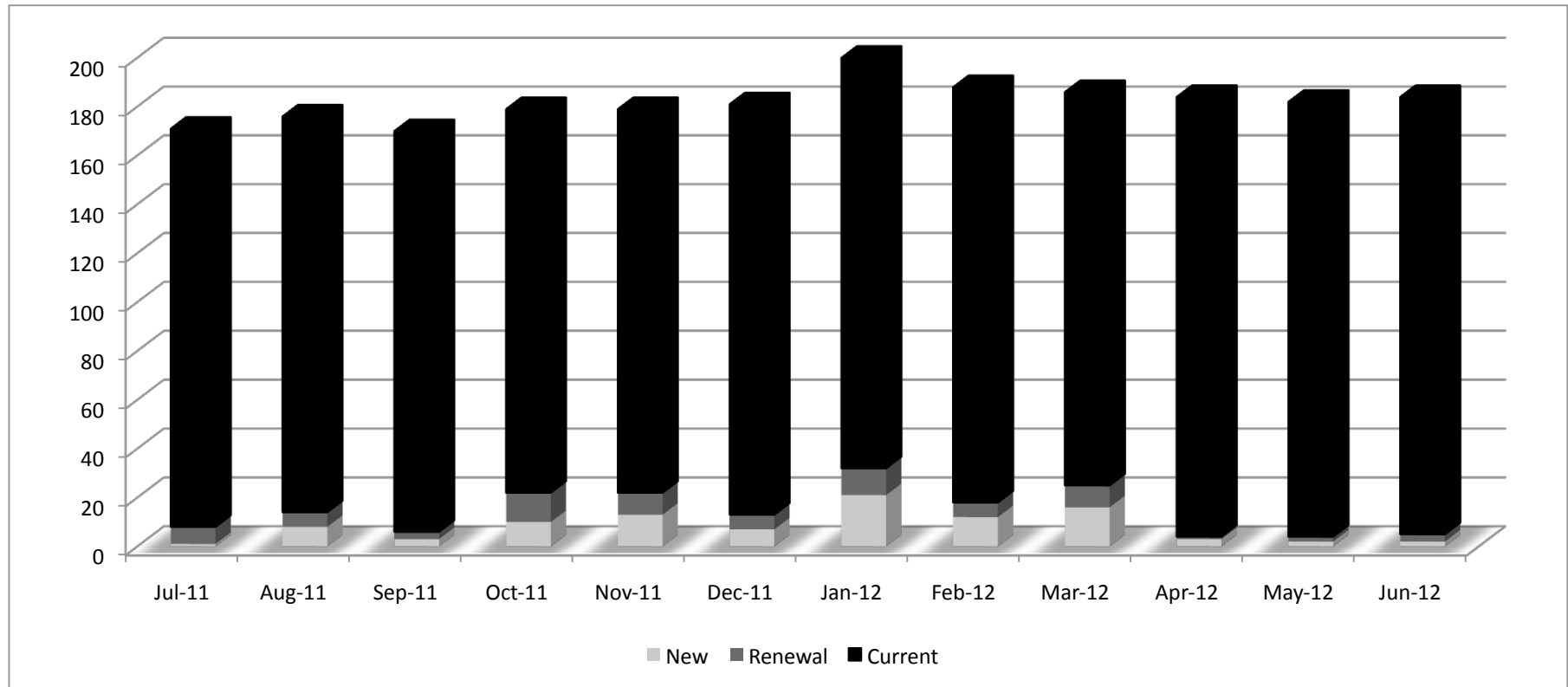


	<i>Jul-12</i>	<i>Aug-12</i>	<i>Sep-12</i>	<i>Oct-12</i>	<i>Nov-12</i>	<i>Dec-12</i>	<i>Jan-13</i>	<i>Feb-13</i>	<i>Mar-13</i>	<i>Apr-13</i>	<i>May-13</i>	<i>Jun-13</i>	<i>Total</i>
<i>New</i>	3	2	2	8	17	17	23	10	5	1	6	2	96
<i>Renewal</i>	6	6	4	8	8	6	8	11	5	3	1	3	69
<i>Current</i>	178	179	176	171	167	170	181	179	178	167	169	170	
Total	187	187	182	187	192	193	212	200	188	171	176	175	
<i>Gain/Loss</i>	3	0	-5	5	5	1	19	-12	-12	-17	5	-1	-9
<i>% Change</i>	1.63%	0.00%	-2.67%	2.75%	2.67%	0.52%	9.84%	-5.66%	-6.00%	-9.04%	2.92%	-0.57%	-4.89%
<i>Non-renew</i>	0	2	7	3	12	16	4	22	17	18	1	3	105

Membership Growth: 1% Bronze = \$50, 2% Silver = \$75, 3% Gold = \$100, and 10% Diamond = \$200

Southern Illinois Reading Council

Yearlong Trend of Total Membership July 2011 to June 2012

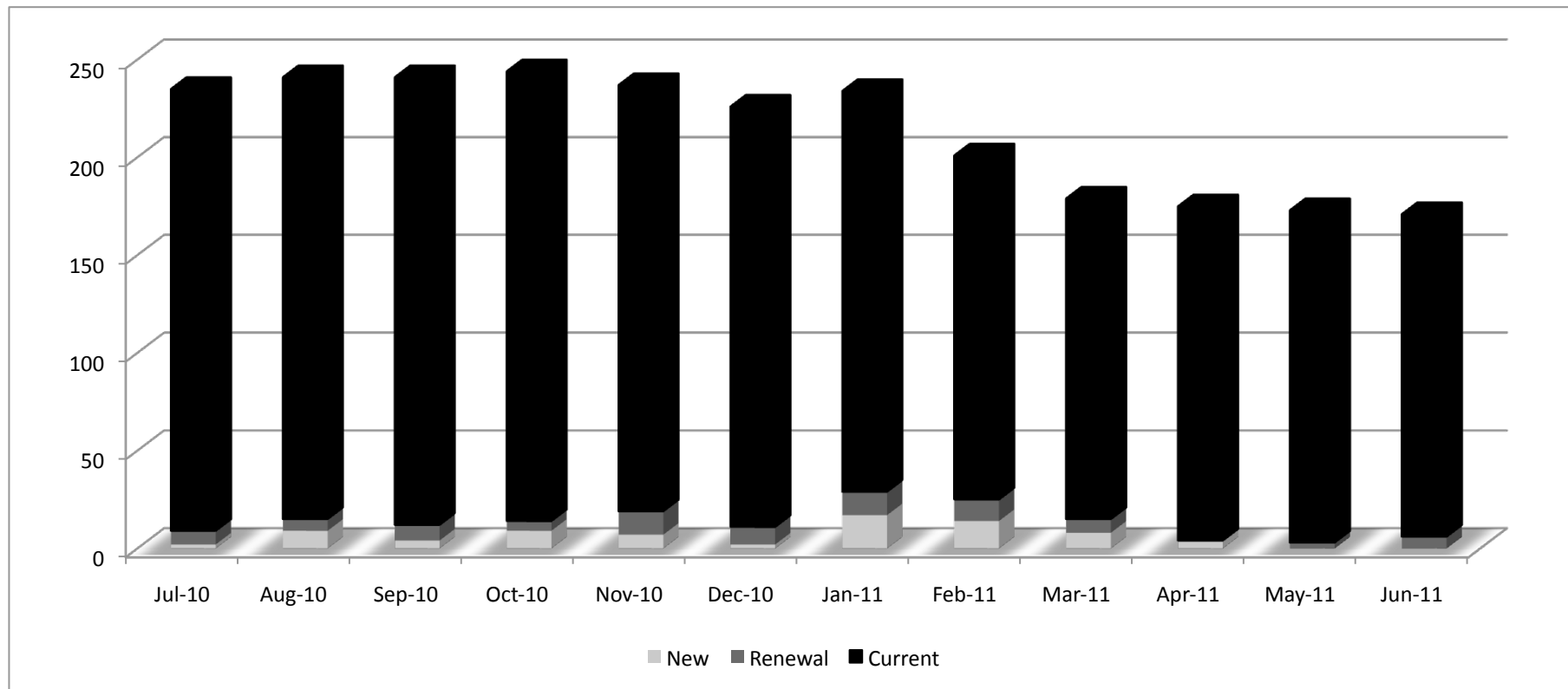


	<i>Jul-11</i>	<i>Aug-11</i>	<i>Sep-11</i>	<i>Oct-11</i>	<i>Nov-11</i>	<i>Dec-11</i>	<i>Jan-12</i>	<i>Feb-12</i>	<i>Mar-12</i>	<i>Apr-12</i>	<i>May-12</i>	<i>Jun-12</i>	<i>Total</i>
<i>New</i>	1	8	3	10	13	7	21	12	16	3	2	2	98
<i>Renewal</i>	7	6	3	12	9	6	11	6	9	1	2	3	75
<i>Current</i>	163	162	164	157	157	168	168	170	161	180	178	179	
Total	171	176	170	179	179	181	200	188	186	184	182	184	
<i>Gain/Loss</i>	0	5	-6	9	0	2	19	-12	-2	-2	-2	2	13
<i>% Change</i>	0.00%	2.92%	-3.41%	5.29%	0.00%	1.12%	10.50%	-6.00%	-1.06%	-1.08%	-1.09%	1.10%	7.60%
<i>Non-renew</i>	1	3	9	1	13	5	2	24	18	5	4	0	85

Membership Growth: 1% Bronze = \$50, 2% Silver = \$75, 3% Gold = \$100, and 10% Diamond = \$200

Southern Illinois Reading Council

Yearlong Trend of Total Membership July 2010 to June 2011



	<i>Jul-10</i>	<i>Aug-10</i>	<i>Sep-10</i>	<i>Oct-10</i>	<i>Nov-10</i>	<i>Dec-10</i>	<i>Jan-11</i>	<i>Feb-11</i>	<i>Mar-11</i>	<i>Apr-11</i>	<i>May-11</i>	<i>Jun-11</i>	<i>Total</i>
<i>New</i>	2	9	4	9	7	2	17	14	8	4	0	0	76
<i>Renewal</i>	7	6	8	5	12	9	12	11	7	0	3	6	86
<i>Current</i>	226	226	229	230	218	215	205	176	164	171	170	165	
Total	235	241	241	244	237	226	234	201	179	175	173	171	
<i>Gain/Loss</i>	-3	6	0	3	-7	-11	8	-33	-22	-4	-2	-2	-67
<i>% Change</i>	-1.26%	2.55%	0.00%	1.24%	-2.87%	-4.64%	3.54%	-14.10%	-10.95%	-2.23%	-1.14%	-1.16%	-28.15%
<i>Non-renew</i>	5	3	4	6	14	13	9	47	30	8	2	2	143