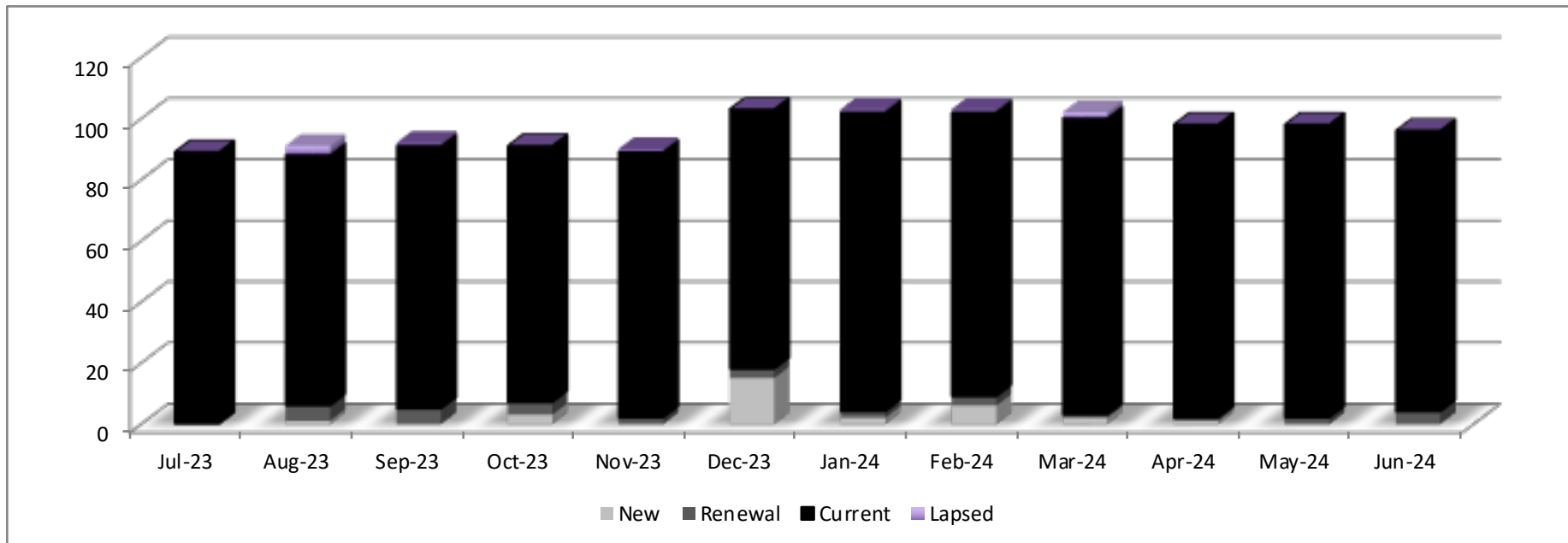


Prairie Area Reading Council

Yearlong Trend of Total Membership

July 2023 to June 2024



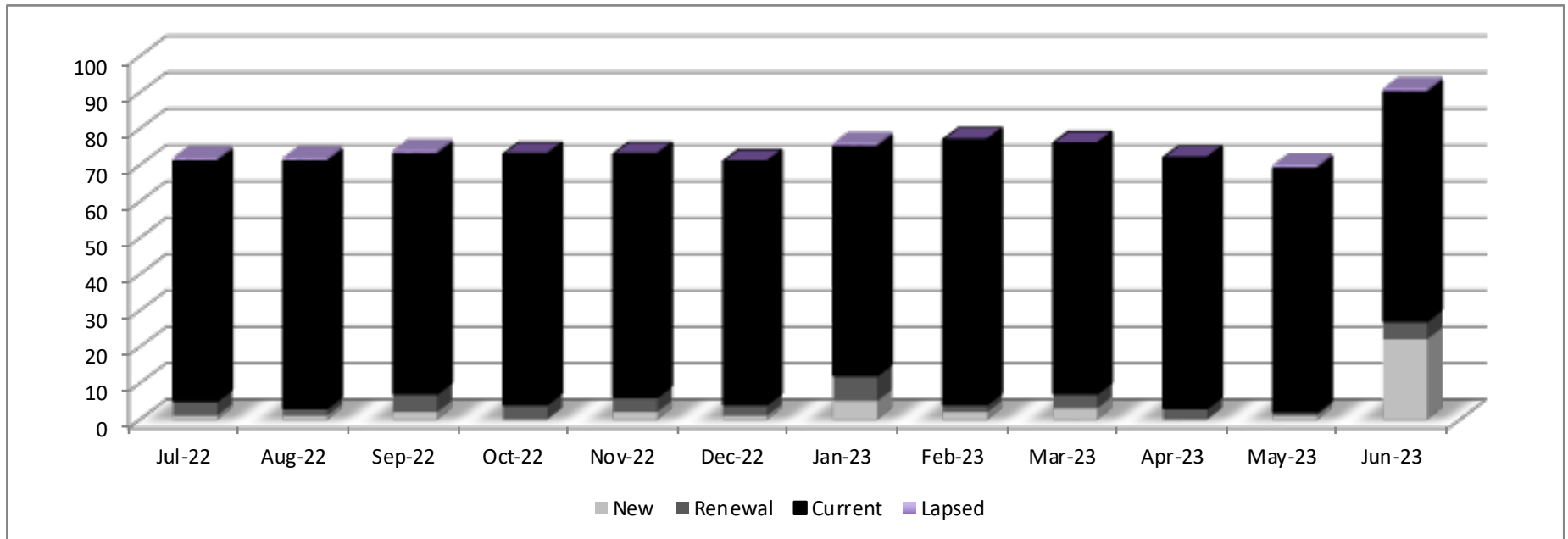
	<i>Jul-23</i>	<i>Aug-23</i>	<i>Sep-23</i>	<i>Oct-23</i>	<i>Nov-23</i>	<i>Dec-23</i>	<i>Jan-24</i>	<i>Feb-24</i>	<i>Mar-24</i>	<i>Apr-24</i>	<i>May-24</i>	<i>Jun-24</i>	<i>Total</i>
<i>New</i>	0	1	0	3	0	15	2	6	2	1	0	0	30
<i>Lapsed</i>	0	3	1	0	1	0	1	1	2	0	0	0	9
<i>Renewal</i>	0	5	5	4	2	3	2	3	1	1	2	4	32
<i>Current</i>	89	82	86	84	87	85	98	93	97	96	96	92	
<i>Total</i>	89	91	92	91	90	103	103	103	102	98	98	96	
<i>Gain/Loss</i>	-2	2	1	-1	-1	13	0	0	-1	-4	0	-2	5
<i>% Change</i>	-2.20%	2.25%	1.10%	-1.09%	-1.10%	14.44%	0.00%	0.00%	-0.97%	-3.92%	0.00%	-2.04%	5.49%
<i>Non-Renew</i>	2	2	0	4	2	1	2	7	4	5	0	2	31
<i>Student NR</i>	0	0	0	0	0	0	0	1	0	3	0	0	4
	<i>YTD % of Renewals (w/o Student Non-Renewals)</i>												47.13%

Growth or Retention: Bronze: 1% or 65%; Silver: 2% or 70%; Gold: 3% or 75%; and Diamond: 10% or 80%

Prairie Area Reading Council

Yearlong Trend of Total Membership

July 2022 to June 2023



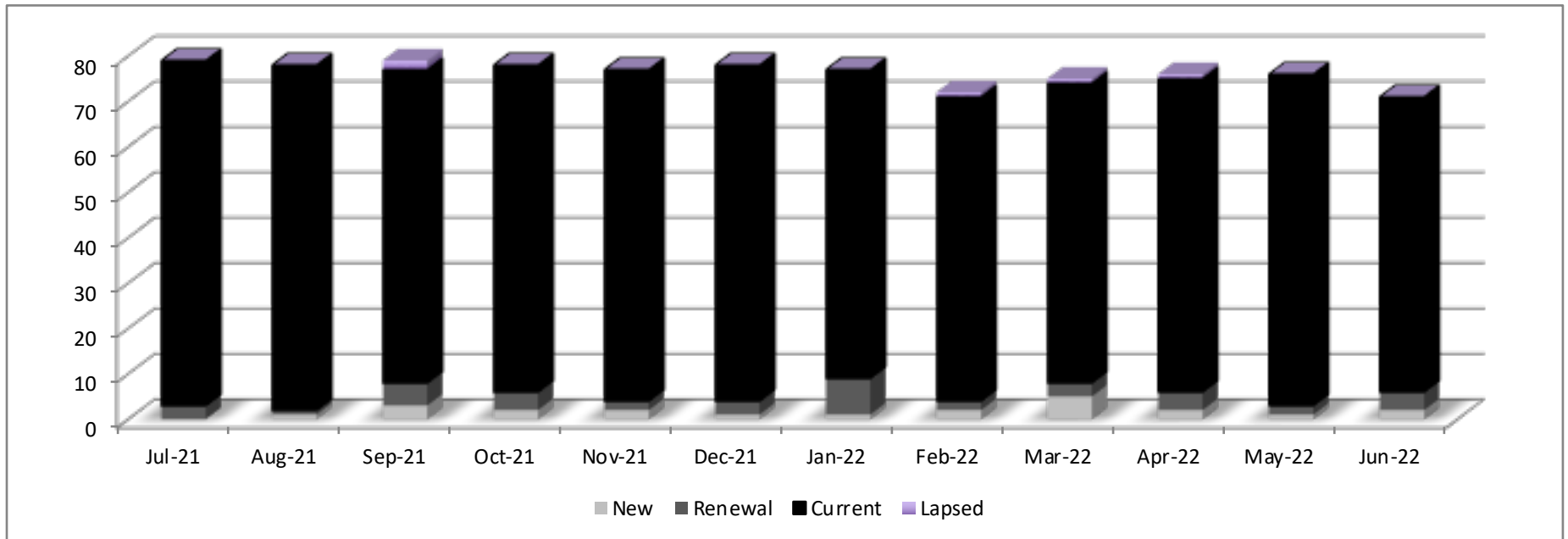
	Jul-22	Aug-22	Sep-22	Oct-22	Nov-22	Dec-22	Jan-23	Feb-23	Mar-23	Apr-23	May-23	Jun-23	Total
New	1	1	2	0	2	1	5	2	3	0	1	22	40
Lapsed	1	1	1	0	0	0	1	0	0	0	1	1	6
Renewal	4	2	5	4	4	3	7	2	4	3	1	5	44
Current	66	68	66	69	67	67	63	73	69	69	67	63	
Total	72	72	74	73	73	71	76	77	76	72	70	91	
Gain/Loss	1	0	2	-1	0	-2	5	1	-1	-4	-2	21	20
% Change	1.41%	0.00%	2.78%	-1.35%	0.00%	-2.74%	7.04%	1.32%	-1.30%	-5.26%	-2.78%	30.00%	28.17%
Non-renew	1	2	1	1	2	2	1	1	4	4	4	2	25
	YTD # of Student Members Non-Renewals												6
	YTD % of Renewals (w/o Student Non-Renewals)												76.92%

Growth or Retention: Bronze: 1% or 65%; Silver: 2% or 70%; Gold: 3% or 75%; and Diamond: 10% or 80%

Prairie Area Reading Council

Yearlong Trend of Total Membership

July 2021 to June 2022



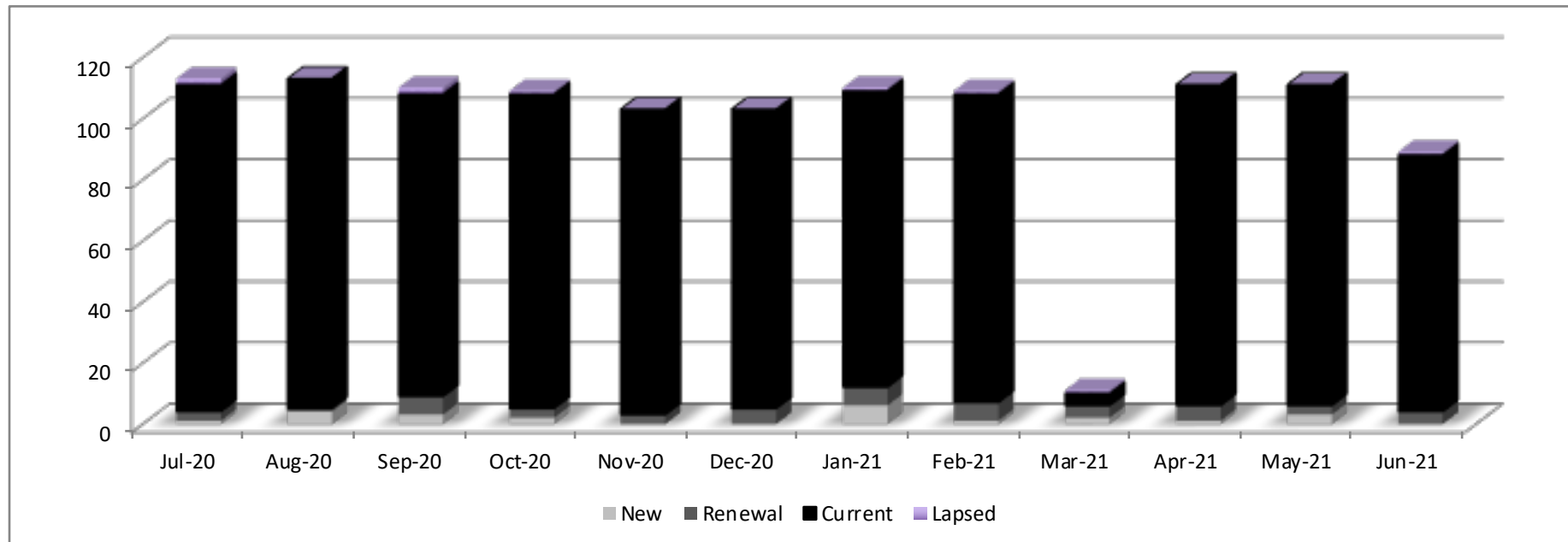
	Jul-21	Aug-21	Sep-21	Oct-21	Nov-21	Dec-21	Jan-22	Feb-22	Mar-22	Apr-22	May-22	Jun-22	Total
New	0	1	3	2	2	1	1	2	5	2	1	2	22
Lapsed	0	0	2	0	0	0	0	1	1	1	0	0	5
Renewal	3	1	5	4	2	3	8	2	3	4	2	4	41
Current	76	76	69	72	73	74	68	67	66	69	73	65	
Total	79	78	79	78	77	78	77	72	75	76	76	71	
Gain/Loss	-10	-1	1	-1	-1	1	-1	-5	3	1	0	-5	-18
% Change	-11.24%	-1.27%	1.28%	-1.27%	-1.28%	1.30%	-1.28%	-6.49%	4.17%	1.33%	0.00%	-6.58%	-20.22%
Non-renew	10	2	4	3	3	0	2	8	3	2	1	7	45
	YTD # of Student Members Non-Renewals												0
	YTD % of Renewals (w/o Student Non-Renewals)												51.69%

Growth or Retention: Bronze: 1% or 65%; Silver: 2% or 70%; Gold: 3% or 75%; and Diamond: 10% or 80%

Prairie Area Reading Council

Yearlong Trend of Total Membership

July 2020 to June 2021



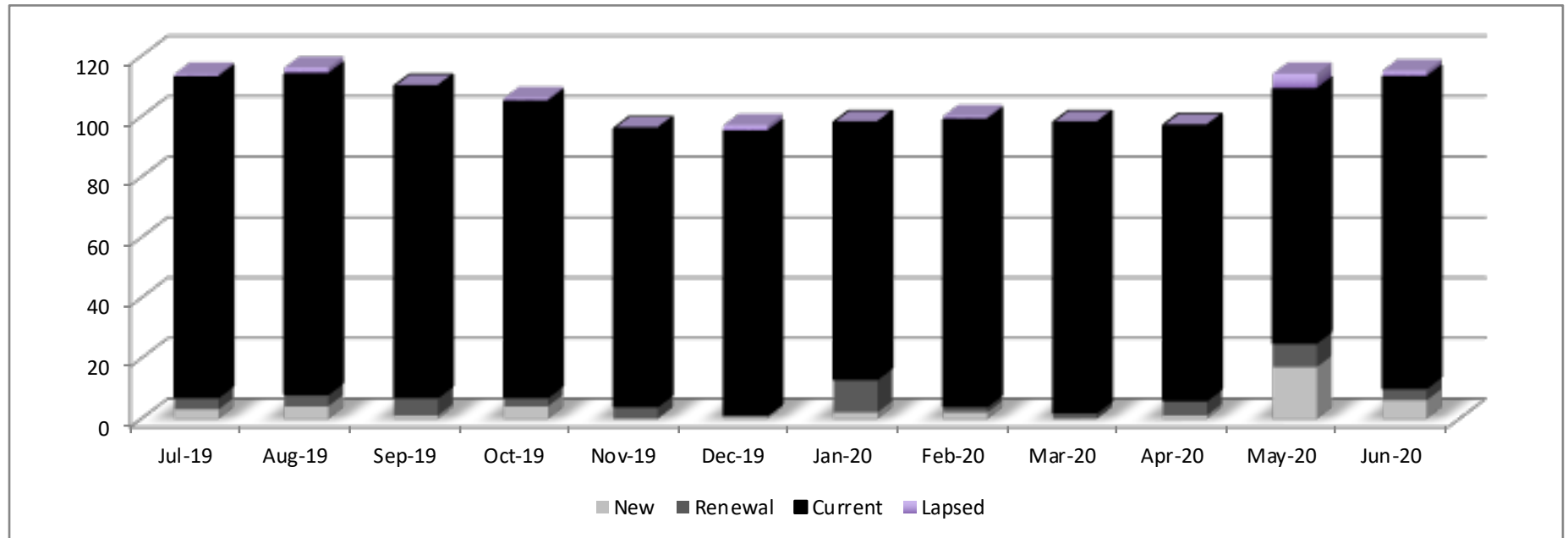
	Jul-20	Aug-20	Sep-20	Oct-20	Nov-20	Dec-20	Jan-21	Feb-21	Mar-21	Apr-21	May-21	Jun-21	Total
New	1	4	3	2	0	0	6	1	2	1	3	0	23
Lapsed	2	0	2	1	0	0	1	1	1	0	0	1	9
Renewal	3	1	6	3	3	5	6	6	4	5	3	4	49
Current	107	108	99	103	100	98	97	101	4	105	105	84	
Total	113	113	110	109	103	103	110	109	11	111	111	89	
Gain/Loss	-2	0	-3	-1	-6	0	7	-1	-98	100	0	-22	-26
% Change	-1.74%	0.00%	-2.65%	-0.91%	-5.50%	0.00%	6.80%	-0.91%	-89.91%	909.09%	0.00%	-19.82%	-22.61%
Non-renew	5	4	8	4	6	0	0	3	1	1	3	23	58
	YTD # of Student Members Non-Renewals												2
	YTD % of Renewals (w/o Student Non-Renewals)												51.33%

Growth or Retention: Bronze: 1% or 65%; Silver: 2% or 70%; Gold: 3% or 75%; and Diamond: 10% or 80%

Prairie Area Reading Council

Yearlong Trend of Total Membership

July 2019 to June 2020



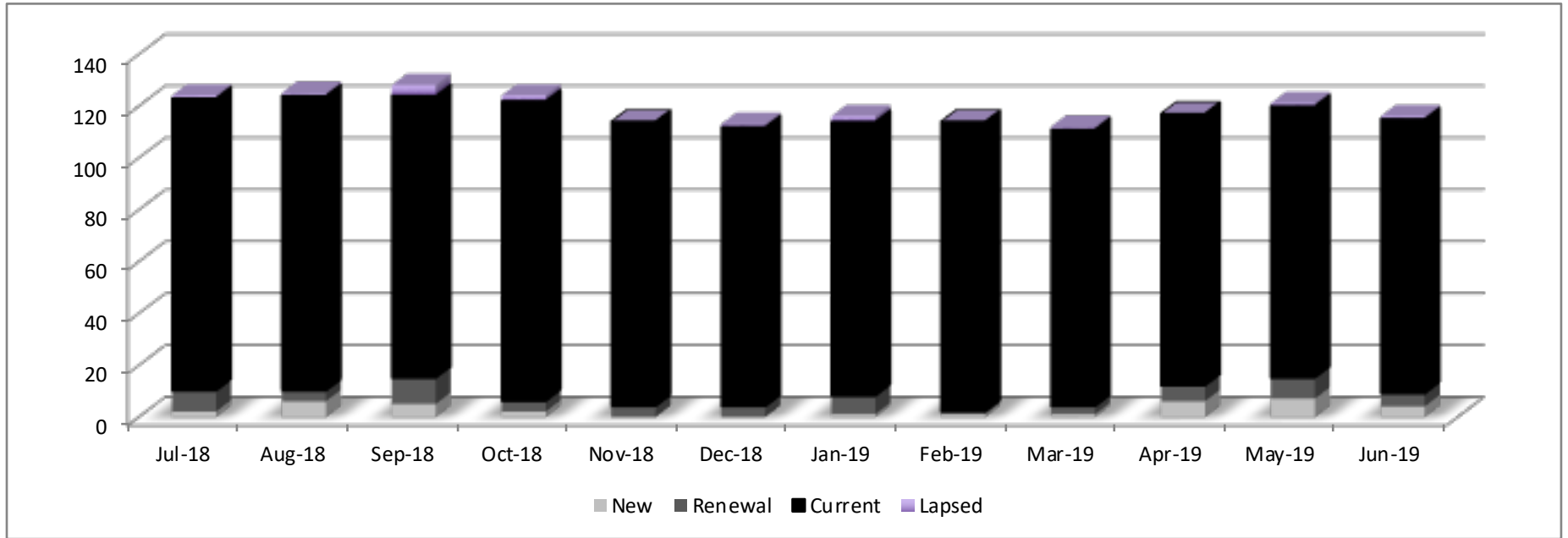
	Jul-19	Aug-19	Sep-19	Oct-19	Nov-19	Dec-19	Jan-20	Feb-20	Mar-20	Apr-20	May-20	Jun-20	Total
New	3	4	1	4	0	1	2	2	0	1	17	6	41
Lapsed	1	2	0	1	0	2	0	1	0	0	5	2	14
Renewal	4	4	6	3	4	0	11	2	2	5	8	4	53
Current	106	106	103	98	92	94	85	95	96	91	84	103	
Total	114	116	110	106	96	97	98	100	98	97	114	115	
Gain/Loss	-2	2	-6	-4	-10	1	1	2	-2	-1	17	1	-1
% Change	-1.72%	1.75%	-5.17%	-3.64%	-9.43%	1.04%	1.03%	2.04%	-2.00%	-1.02%	17.53%	0.88%	-0.86%
Non-renew	6	4	6	9	9	2	1	1	1	2	5	7	53
	YTD # of Student Members Non-Renewals												2
	YTD % of Renewals (w/o Student Non-Renewals)												58.77%

Growth or Retention: Bronze: 1% or 65%; Silver: 2% or 70%; Gold: 3% or 75%; and Diamond: 10% or 80%

Prairie Area Reading Council

Yearlong Trend of Total Membership

July 2018 to June 2019

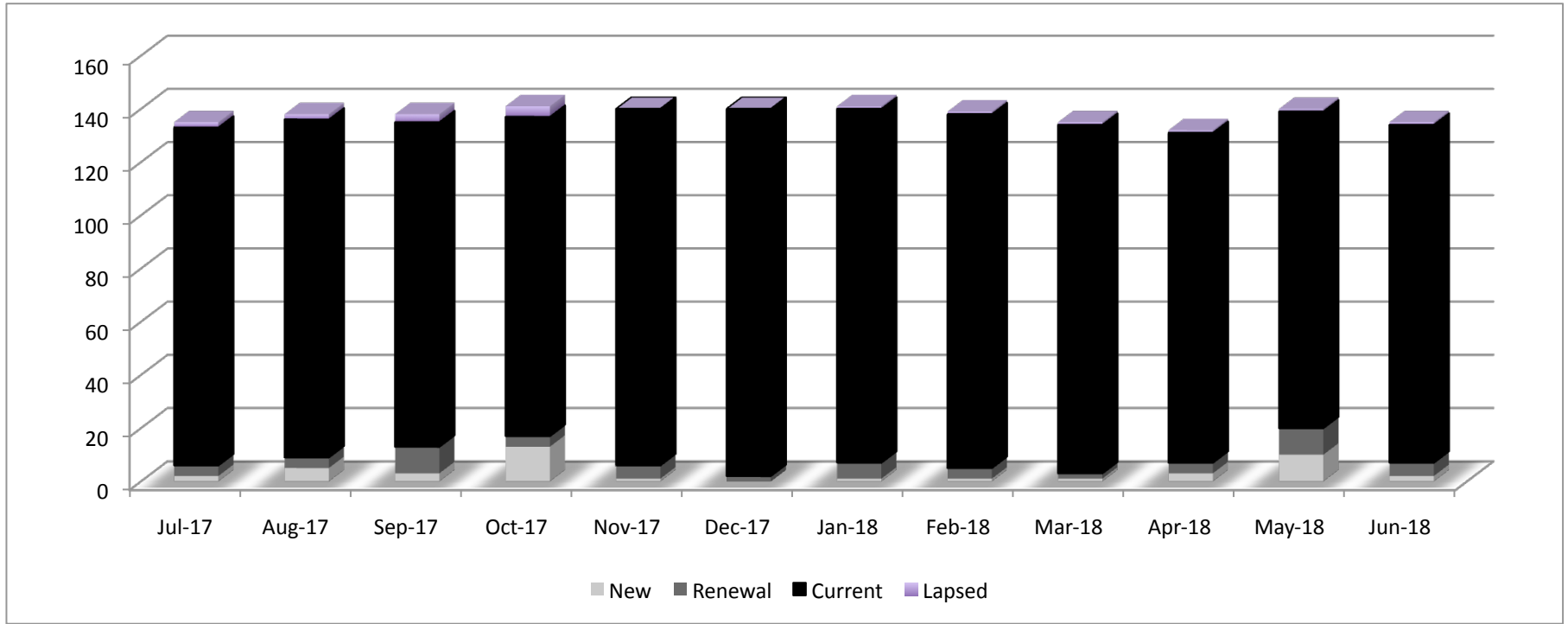


	<i>Jul-18</i>	<i>Aug-18</i>	<i>Sep-18</i>	<i>Oct-18</i>	<i>Nov-18</i>	<i>Dec-18</i>	<i>Jan-19</i>	<i>Feb-19</i>	<i>Mar-19</i>	<i>Apr-19</i>	<i>May-19</i>	<i>Jun-19</i>	<i>Total</i>
<i>New</i>	2	6	5	2	0	0	1	1	1	6	7	4	35
<i>Lapsed</i>	1	1	4	2	0	1	2	0	1	0	1	1	14
<i>Renewal</i>	8	4	10	4	4	4	7	1	3	6	8	5	64
<i>Current</i>	113	114	109	116	110	108	106	112	107	105	105	106	
<i>Total</i>	124	125	128	124	114	113	116	114	112	117	121	116	
<i>Gain/Loss</i>	-11	1	3	-4	-10	-1	3	-2	-2	5	4	-5	-19
<i>% Change</i>	-8.15%	0.81%	2.40%	-3.13%	-8.06%	-0.88%	2.65%	-1.72%	-1.75%	4.46%	3.42%	-4.13%	-14.07%
<i>Non-renew</i>	14	6	5	8	10	2	0	3	4	1	4	9	66
	<i>YTD # of Student Members Non-Renewals</i>												0
	<i>YTD % of Renewals (w/o Student Non-Renewals)</i>												57.78%

Growth or Retention: Bronze: 1% or 65%; Silver: 2% or 70%; Gold: 3% or 75%; and Diamond: 10% or 80%

Prairie Area Reading Council

Yearlong Trend of Total Membership July 2017 to June 2018

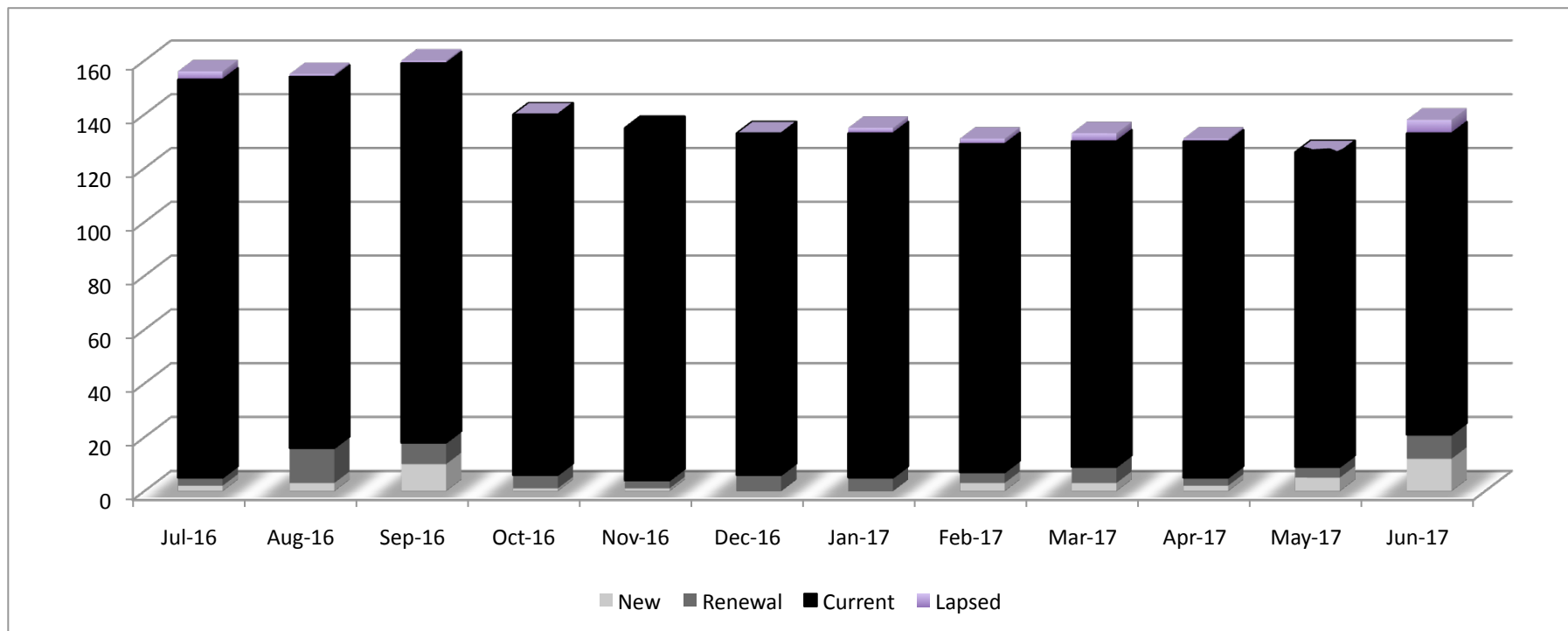


	<i>Jul-17</i>	<i>Aug-17</i>	<i>Sep-17</i>	<i>Oct-17</i>	<i>Nov-17</i>	<i>Dec-17</i>	<i>Jan-18</i>	<i>Feb-18</i>	<i>Mar-18</i>	<i>Apr-18</i>	<i>May-18</i>	<i>Jun-18</i>	<i>Total</i>
<i>New</i>	2	5	3	13	1	0	1	1	1	3	10	2	42
<i>Lapsed</i>	2	2	3	4	0	0	1	1	1	1	1	1	17
<i>Renewal</i>	4	4	10	4	5	2	6	4	2	4	10	5	60
<i>Current</i>	127	127	122	120	134	138	133	133	131	124	119	127	
<i>Total</i>	135	138	138	141	140	140	141	139	135	132	140	135	
<i>Gain/Loss</i>	-3	3	0	3	-1	0	1	-2	-4	-3	8	-5	-3
<i>% Change</i>	-2.17%	2.22%	0.00%	2.17%	-0.71%	0.00%	0.71%	-1.42%	-2.88%	-2.22%	6.06%	-3.57%	-2.17%
<i>Non-renew</i>	7	4	6	14	2	0	1	4	6	7	3	8	62
	<i>YTD # of Student Members Non-Renewals</i>												2
	<i>YTD % of Renewals (w/o Student Non-Renewals)</i>												56.62%

Growth or Retention: Bronze: 1% or 65%; Silver: 2% or 70%; Gold: 3% or 75%; and Diamond: 10% or 80%

Prairie Area Reading Council

Yearlong Trend of Total Membership July 2016 to June 2017

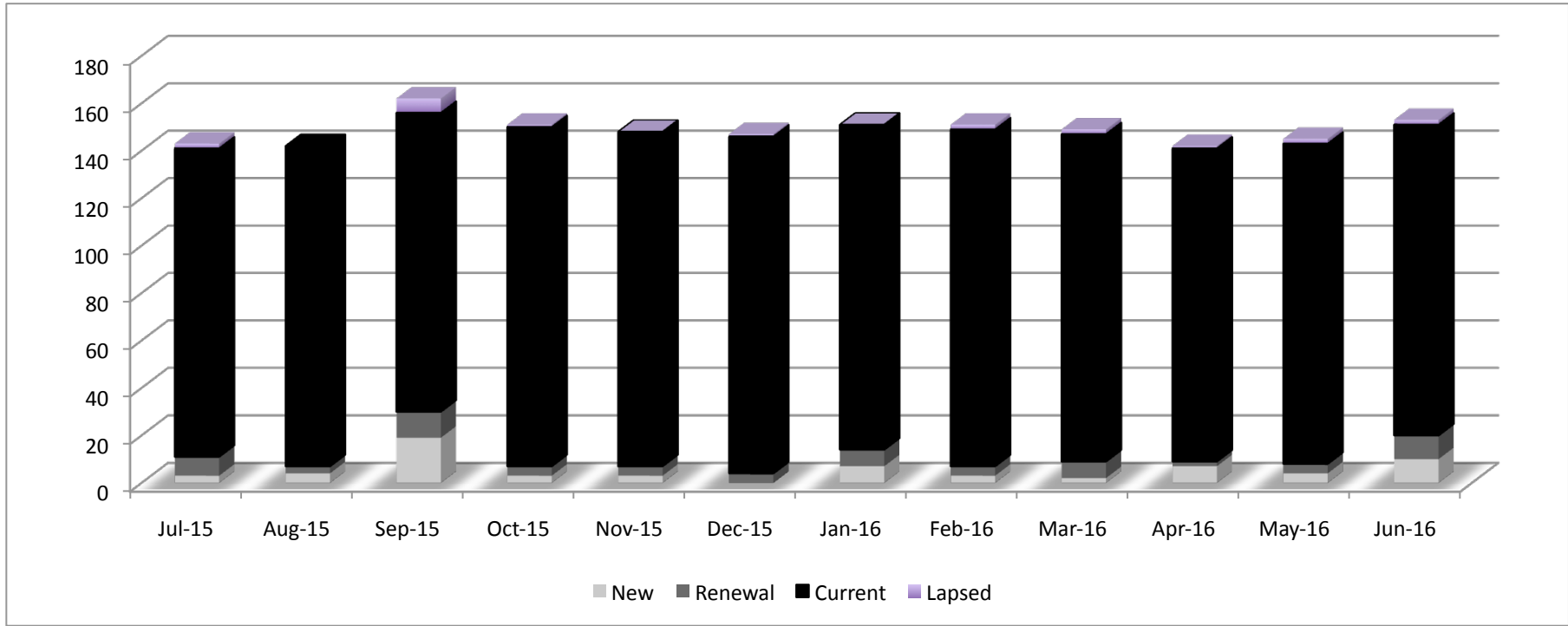


	<i>Jul-16</i>	<i>Aug-16</i>	<i>Sep-16</i>	<i>Oct-16</i>	<i>Nov-16</i>	<i>Dec-16</i>	<i>Jan-17</i>	<i>Feb-17</i>	<i>Mar-17</i>	<i>Apr-17</i>	<i>May-17</i>	<i>Jun-17</i>	<i>Total</i>	
New	2	3	10	1	1	0	0	3	3	2	5	12	42	
Lapsed	3	1	1	0	0	0	2	2	3	1	0	5	18	
Renewal	3	13	8	5	3	6	5	4	6	3	4	9	69	
Current	148	138	141	134	131	127	128	122	121	125	117	112		
Total	156	155	160	140	135	133	135	131	133	131	126	138		
Gain/Loss	3	-1	5	-20	-5	-2	2	-4	2	-2	-5	12	-15	
% Change	1.96%	-0.64%	3.23%	-12.50%	-3.57%	-1.48%	1.50%	-2.96%	1.53%	-1.50%	-3.82%	9.52%	-9.80%	
Non-renew	2	5	6	21	6	2	0	9	4	5	10	5	75	
													YTD # of Student Members Non-Renewals	6
													YTD % of Renewals (w/o Student Non-Renewals)	38.10%

Growth or Retention: Bronze \$50: 1% or 65%; Silver \$75: 2% or 70%; Gold \$100: 3% or 75%; and Diamond \$200: 10% or 80%

Prairie Area Reading Council

Yearlong Trend of Total Membership July 2015 to June 2016

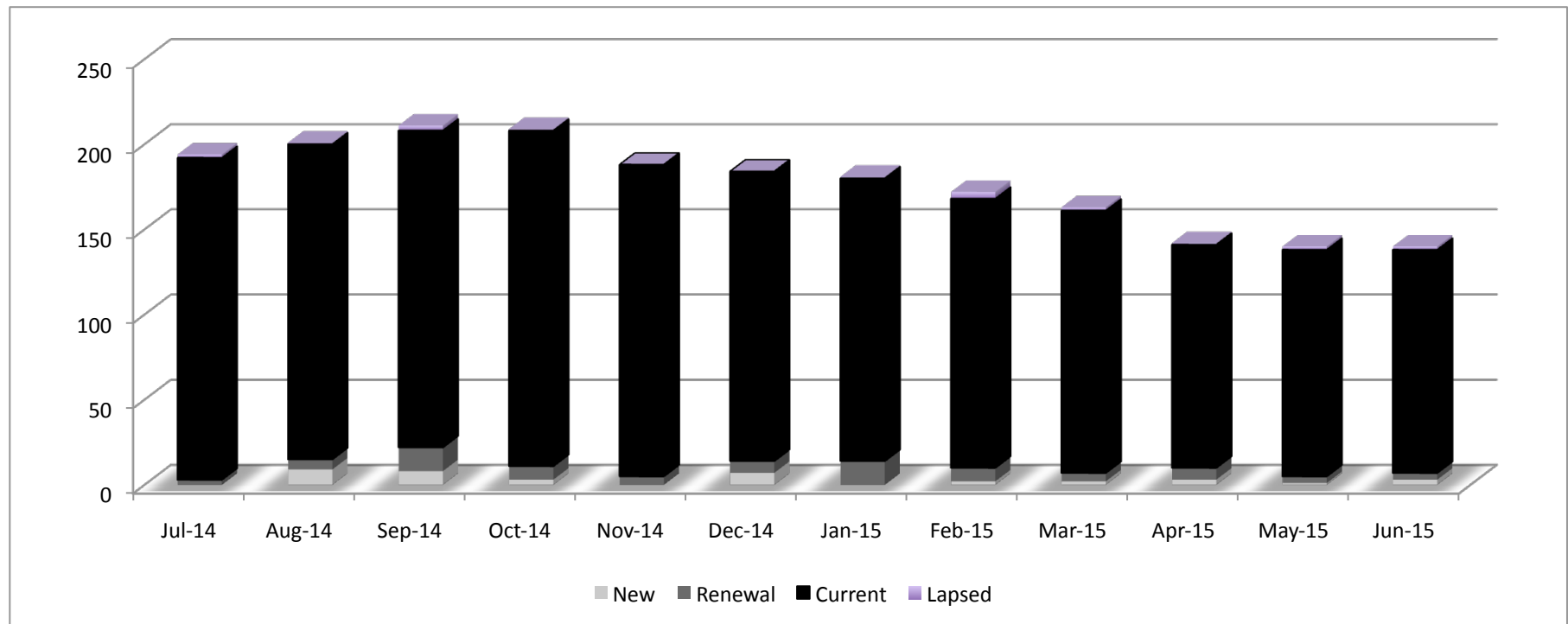


	<i>Jul-15</i>	<i>Aug-15</i>	<i>Sep-15</i>	<i>Oct-15</i>	<i>Nov-15</i>	<i>Dec-15</i>	<i>Jan-16</i>	<i>Feb-16</i>	<i>Mar-16</i>	<i>Apr-16</i>	<i>May-16</i>	<i>Jun-16</i>	<i>Total</i>
New	3	4	19	3	3	0	7	3	2	7	4	10	65
Lapsed	2	0	6	1	0	1	0	2	2	1	2	2	19
Renewal	8	3	11	4	4	4	7	4	7	2	4	10	68
Current	130	135	126	143	141	142	137	142	138	132	135	131	
Total	143	142	162	151	148	147	151	151	149	142	145	153	
Gain/Loss	3	-1	20	-11	-3	-1	4	0	-2	-7	3	8	13
% Change	2.14%	-0.70%	14.08%	-6.79%	-1.99%	-0.68%	2.72%	0.00%	-1.32%	-4.70%	2.11%	5.52%	9.29%
Non-renew	2	5	5	15	6	2	3	5	6	15	3	4	71
	YTD # of Student Members Non-Renewals												14
	YTD % of Renewals (w/o Student Non-Renewals)												69.05%

Growth or Retention: Bronze \$50: 1% or 65%; Silver \$75: 2% or 70%; Gold \$100: 3% or 75%; and Diamond \$200: 10% or 80%

Prairie Area Reading Council

Yearlong Trend of Total Membership July 2014 to June 2015

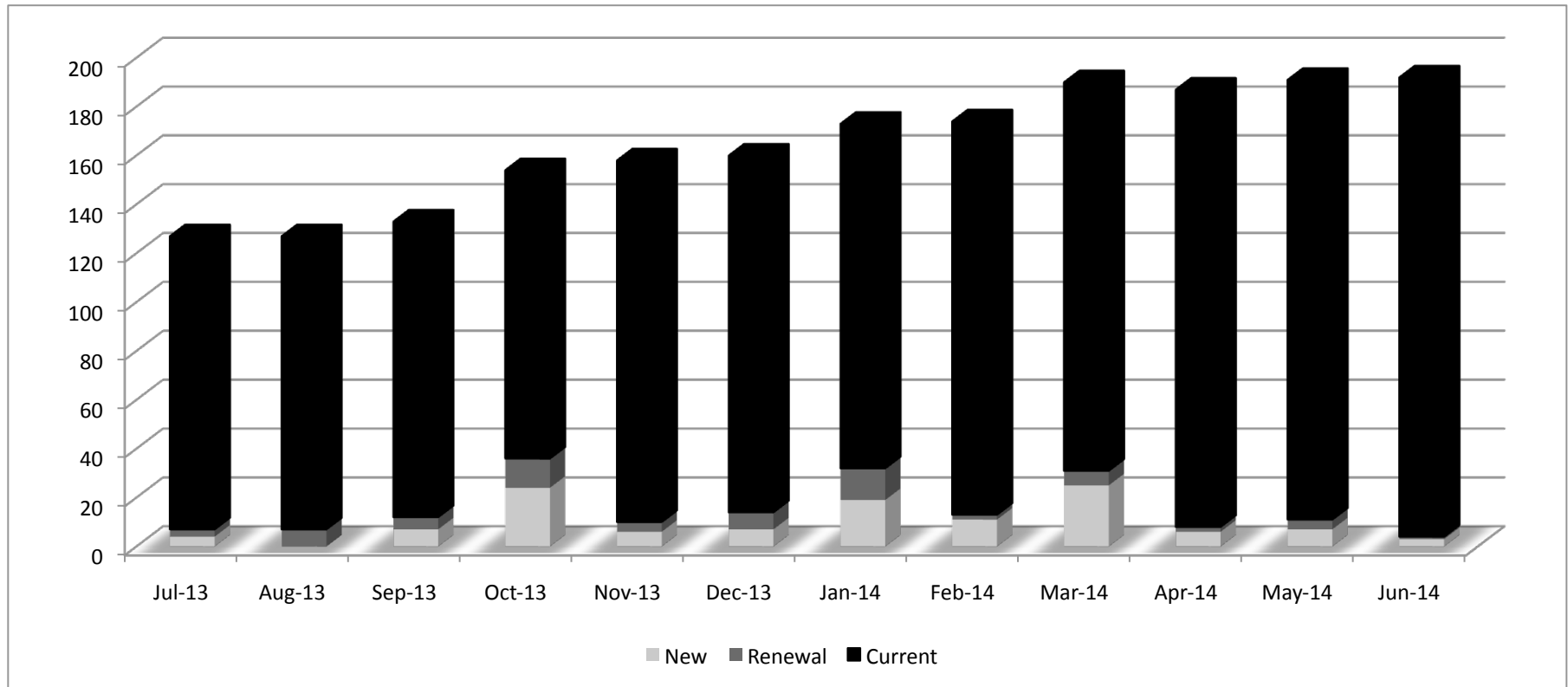


	<i>Jul-14</i>	<i>Aug-14</i>	<i>Sep-14</i>	<i>Oct-14</i>	<i>Nov-14</i>	<i>Dec-14</i>	<i>Jan-15</i>	<i>Feb-15</i>	<i>Mar-15</i>	<i>Apr-15</i>	<i>May-15</i>	<i>Jun-15</i>	<i>Total</i>
New	0	9	8	3	0	7	0	2	2	3	1	3	38
Lapsed	2	1	3	1	0	0	1	4	2	1	2	2	19
Renewal	3	6	14	8	5	7	14	8	5	7	4	4	85
Current	189	185	186	197	183	170	166	158	154	131	133	131	
Total	194	201	211	209	188	184	181	172	163	142	140	140	
Gain/Loss	2	7	10	-2	-21	-4	-3	-9	-9	-21	-2	0	-52
% Change	1.04%	3.61%	4.98%	-0.95%	-10.05%	-2.13%	-1.63%	-4.97%	-5.23%	-12.88%	-1.41%	0.00%	-27.08%
Non-renew	0	3	1	6	21	11	4	15	13	25	5	5	109
													YTD # of Student Members Non-Renewals
													11
													YTD % of Renewals (w/o Student Non-Renewals)
													57.46%

Growth or Retention: Bronze \$50: 1% or 65%; Silver \$75: 2% or 70%; Gold \$100: 3% or 75%; and Diamond \$200: 10% or 80%

Prairie Area Reading Council

Yearlong Trend of Total Membership July 2013 to June 2014

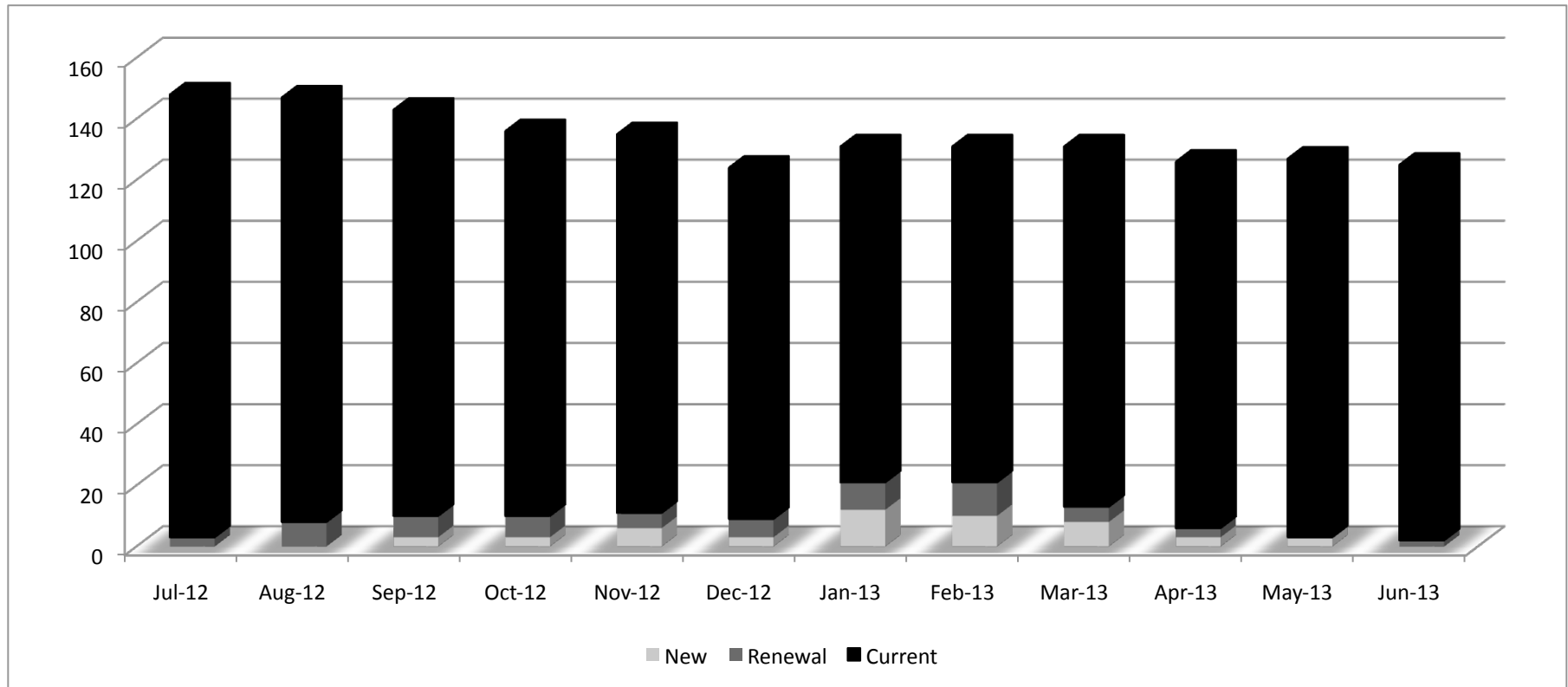


	<i>Jul-13</i>	<i>Aug-13</i>	<i>Sep-13</i>	<i>Oct-13</i>	<i>Nov-13</i>	<i>Dec-13</i>	<i>Jan-14</i>	<i>Feb-14</i>	<i>Mar-14</i>	<i>Apr-14</i>	<i>May-14</i>	<i>Jun-14</i>	<i>Total</i>
<i>New</i>	4	0	7	24	6	7	19	11	25	6	7	3	119
<i>Renewal</i>	3	7	5	12	4	7	13	2	6	2	4	1	66
<i>Current</i>	120	120	121	118	148	146	141	161	159	179	180	188	
<i>Total</i>	127	127	133	154	158	160	173	174	190	187	191	192	
<i>Gain/Loss</i>	2	0	6	21	4	2	13	1	16	-3	4	1	67
<i>% Change</i>	1.60%	0.00%	4.72%	15.79%	2.60%	1.27%	8.13%	0.58%	9.20%	-1.58%	2.14%	0.52%	53.60%
<i>Non-renew</i>	2	0	1	3	2	5	6	10	9	9	3	2	52

Membership Growth: 1% Bronze = \$50, 2% Silver = \$75, 3% Gold = \$100, and 10% Diamond = \$200

Prairie Area Reading Council

Yearlong Trend of Total Membership July 2012 to June 2013

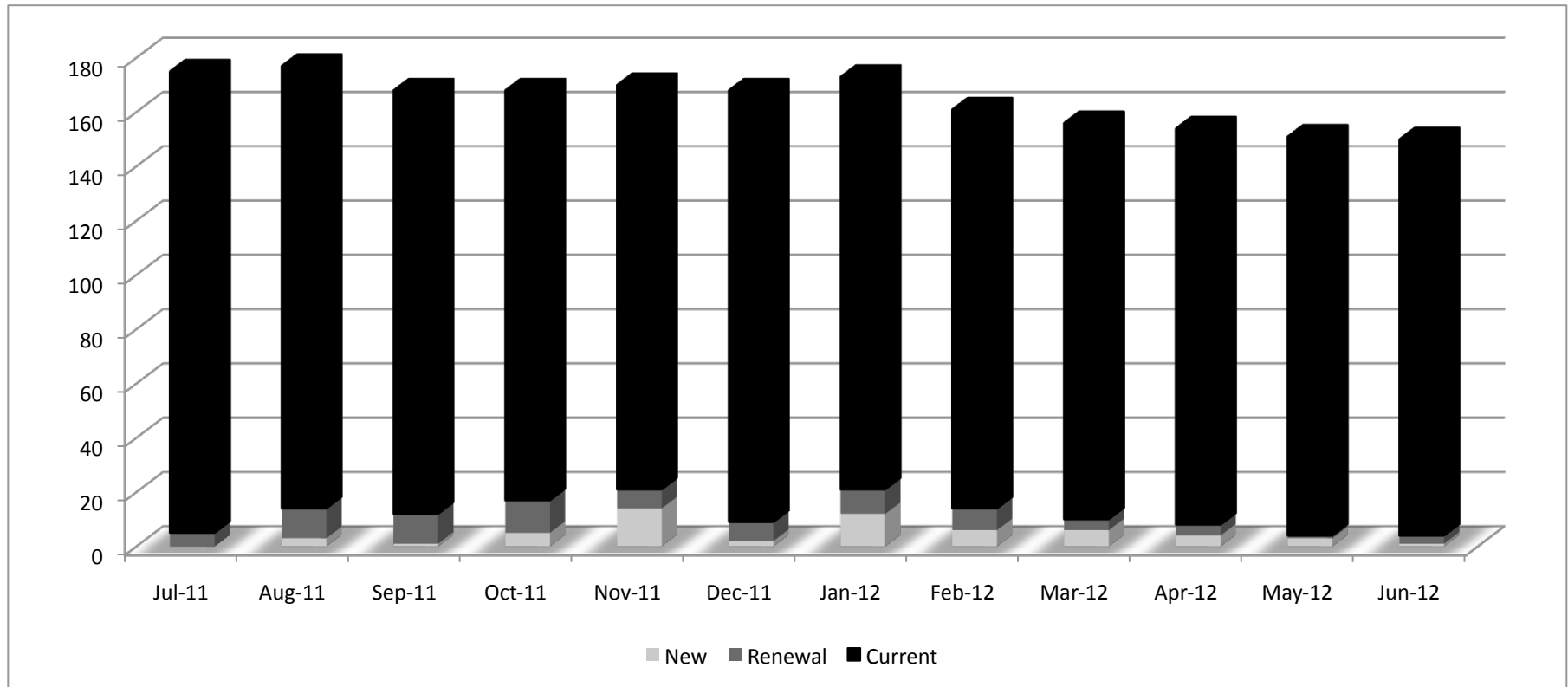


	<i>Jul-12</i>	<i>Aug-12</i>	<i>Sep-12</i>	<i>Oct-12</i>	<i>Nov-12</i>	<i>Dec-12</i>	<i>Jan-13</i>	<i>Feb-13</i>	<i>Mar-13</i>	<i>Apr-13</i>	<i>May-13</i>	<i>Jun-13</i>	<i>Total</i>
<i>New</i>	0	0	3	3	6	3	12	10	8	3	3	0	51
<i>Renewal</i>	3	8	7	7	5	6	9	11	5	3	0	2	66
<i>Current</i>	145	139	133	126	124	115	110	110	118	120	124	123	
<i>Total</i>	148	147	143	136	135	124	131	131	131	126	127	125	
<i>Gain/Loss</i>	-2	-1	-4	-7	-1	-11	7	0	0	-5	1	-2	-25
<i>% Change</i>	-1.33%	-0.68%	-2.72%	-4.90%	-0.74%	-8.15%	5.65%	0.00%	0.00%	-3.82%	0.79%	-1.57%	-16.67%
<i>Non-renew</i>	2	1	7	10	7	14	5	10	8	8	2	2	76

Membership Growth: 1% Bronze = \$50, 2% Silver = \$75, 3% Gold = \$100, and 10% Diamond = \$200

Prairie Area Reading Council

Yearlong Trend of Total Membership July 2011 to June 2012

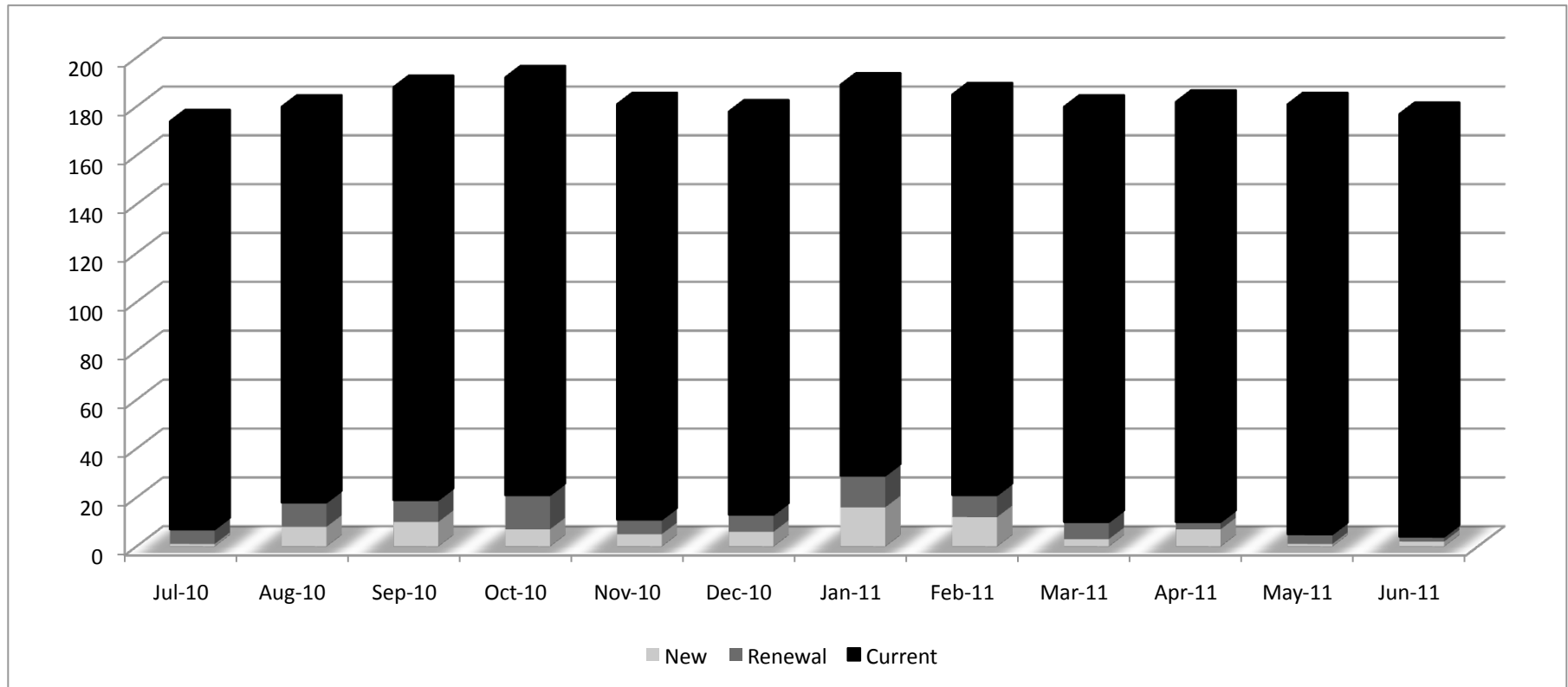


	<i>Jul-11</i>	<i>Aug-11</i>	<i>Sep-11</i>	<i>Oct-11</i>	<i>Nov-11</i>	<i>Dec-11</i>	<i>Jan-12</i>	<i>Feb-12</i>	<i>Mar-12</i>	<i>Apr-12</i>	<i>May-12</i>	<i>Jun-12</i>	<i>Total</i>
New	0	3	1	5	14	2	12	6	6	4	3	1	57
Renewal	5	11	11	12	7	7	9	8	4	4	1	3	82
Current	170	163	156	151	149	159	152	147	146	146	147	146	
Total	175	177	168	168	170	168	173	161	156	154	151	150	
Gain/Loss	-2	2	-9	0	2	-2	5	-12	-5	-2	-3	-1	-27
% Change	-1.13%	1.14%	-5.08%	0.00%	1.19%	-1.18%	2.98%	-6.94%	-3.11%	-1.28%	-1.95%	-0.66%	-15.25%
Non-renew	2	1	10	5	12	4	7	18	11	6	6	2	84

Membership Growth: 1% Bronze = \$50, 2% Silver = \$75, 3% Gold = \$100, and 10% Diamond = \$200

Prairie Area Reading Council

Yearlong Trend of Total Membership July 2010 to June 2011



	<i>Jul-10</i>	<i>Aug-10</i>	<i>Sep-10</i>	<i>Oct-10</i>	<i>Nov-10</i>	<i>Dec-10</i>	<i>Jan-11</i>	<i>Feb-11</i>	<i>Mar-11</i>	<i>Apr-11</i>	<i>May-11</i>	<i>Jun-11</i>	<i>Total</i>
New	1	8	10	7	5	6	16	12	3	7	1	2	78
Renewal	6	10	9	14	6	7	13	9	7	3	4	2	90
Current	167	162	169	171	170	165	160	164	170	172	176	173	
Total	174	180	188	192	181	178	189	185	180	182	181	177	
Gain/Loss	-1	6	8	4	-11	-3	11	-4	-5	2	-1	-4	2
% Change	-0.57%	3.45%	4.44%	2.13%	-5.73%	-1.66%	6.18%	-2.12%	-2.70%	1.11%	-0.55%	-2.21%	1.14%
Non-renew	2	2	2	3	16	9	5	16	8	5	2	6	76