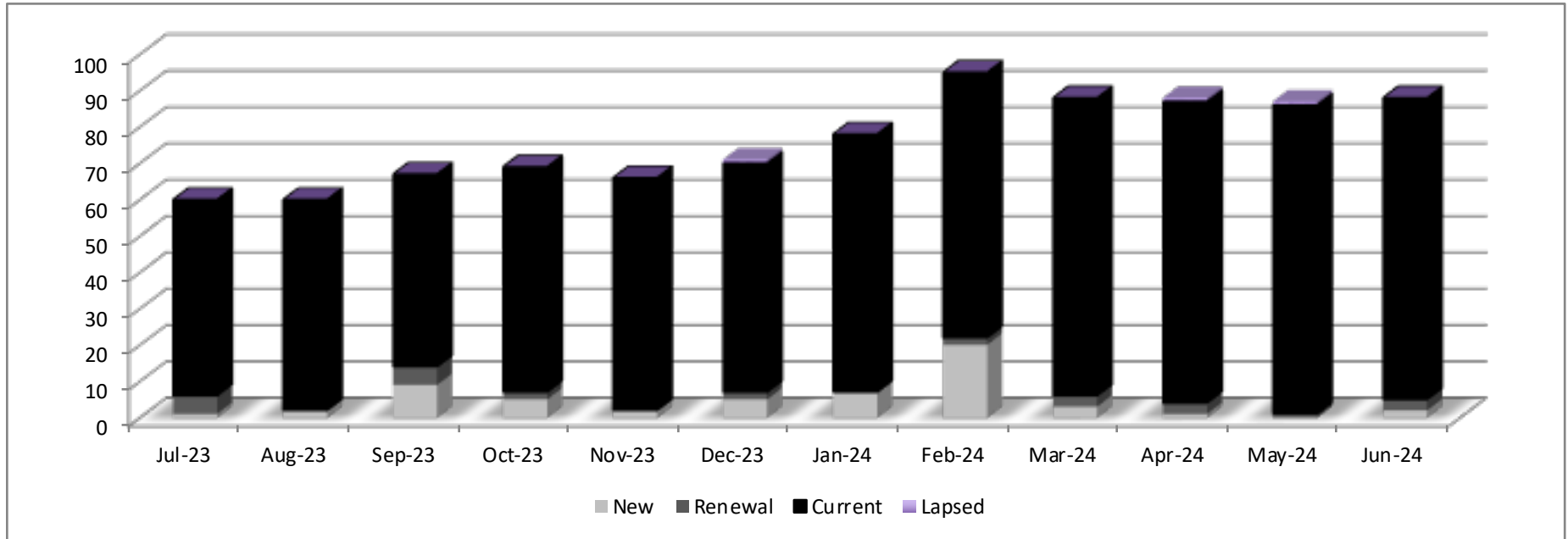


Lewis and Clark Reading Council

Yearlong Trend of Total Membership

July 2023 to June 2024



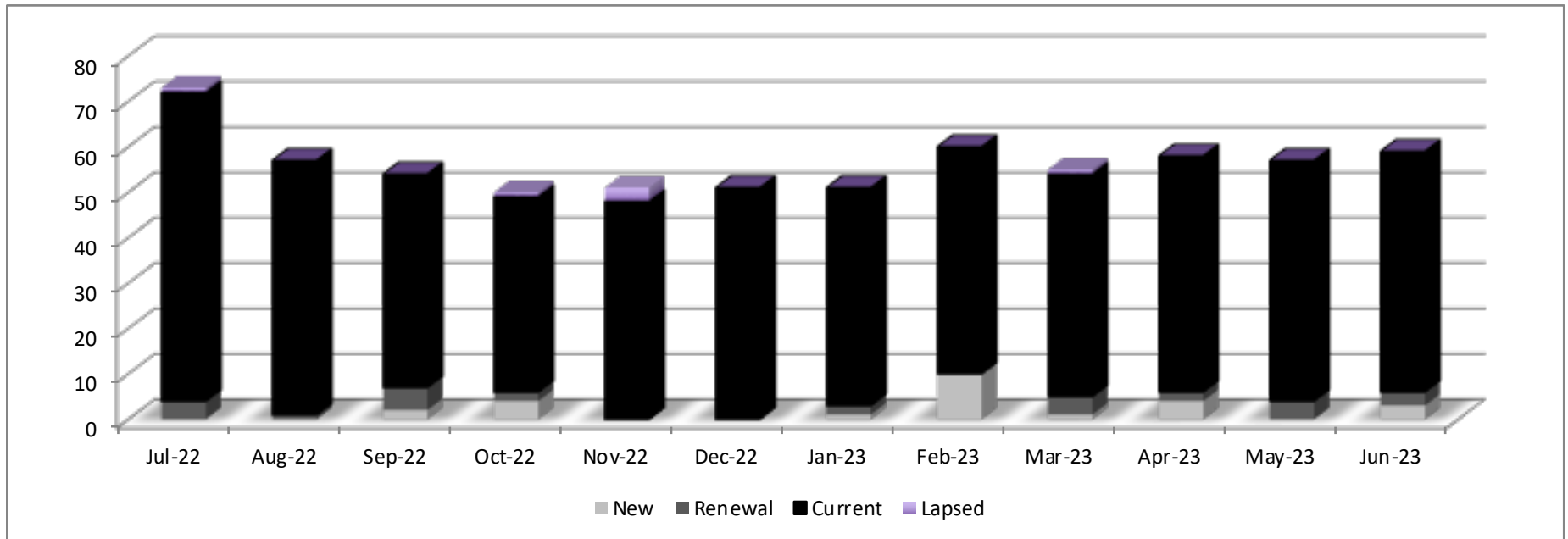
	<i>Jul-23</i>	<i>Aug-23</i>	<i>Sep-23</i>	<i>Oct-23</i>	<i>Nov-23</i>	<i>Dec-23</i>	<i>Jan-24</i>	<i>Feb-24</i>	<i>Mar-24</i>	<i>Apr-24</i>	<i>May-24</i>	<i>Jun-24</i>	<i>Total</i>
<i>New</i>	1	2	9	5	2	5	7	20	3	1	0	2	57
<i>Lapsed</i>	0	0	0	0	0	1	0	0	0	1	1	0	3
<i>Renewal</i>	5	0	5	2	0	2	0	2	3	3	1	3	26
<i>Current</i>	54	58	53	62	64	63	71	73	82	83	85	83	
<i>Total</i>	60	60	67	69	66	71	78	95	88	88	87	88	
<i>Gain/Loss</i>	1	0	7	2	-3	5	7	17	-7	0	-1	1	29
<i>% Change</i>	1.69%	0.00%	11.67%	2.99%	-4.35%	7.58%	9.86%	21.79%	-7.37%	0.00%	-1.14%	1.15%	49.15%
<i>Non-Renew</i>	0	2	2	3	5	1	0	3	10	2	2	1	31
<i>Student NR</i>	0	0	0	0	0	0	0	0	0	0	0	0	0
	<i>YTD % of Renewals (w/o Student Non-Renewals)</i>												49.15%

Growth or Retention: Bronze: 1% or 65%; Silver: 2% or 70%; Gold: 3% or 75%; and Diamond: 10% or 80%

Lewis and Clark Reading Council

Yearlong Trend of Total Membership

July 2022 to June 2023



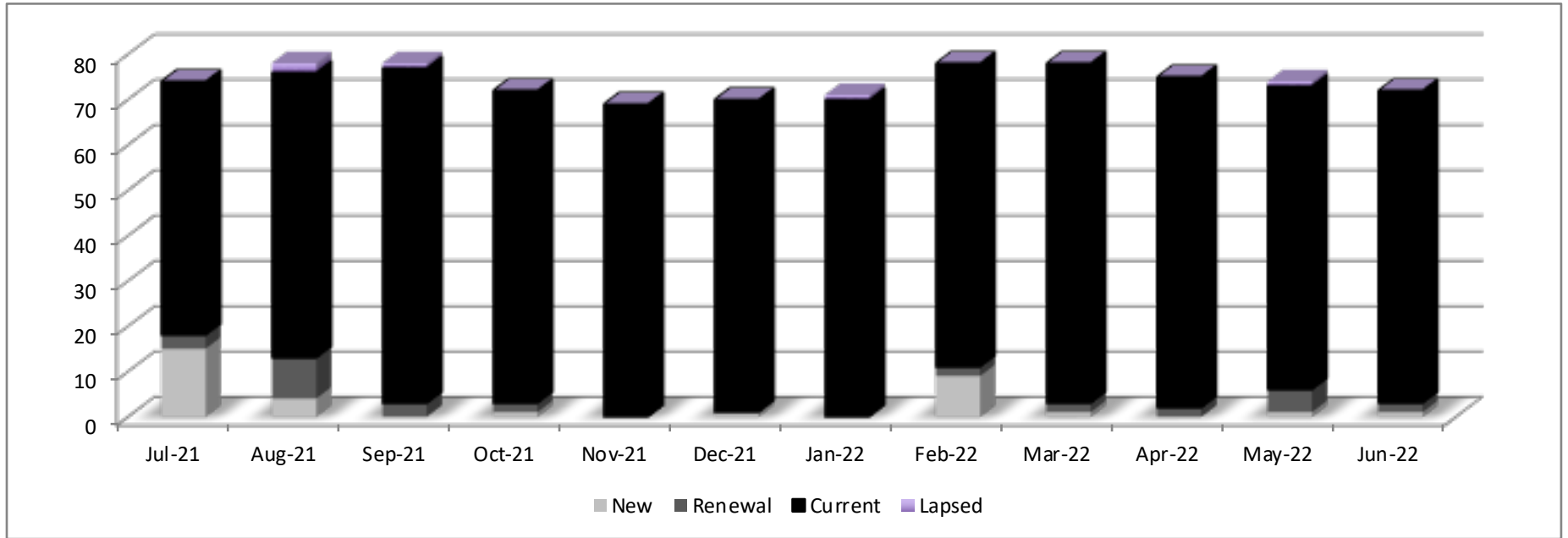
	Jul-22	Aug-22	Sep-22	Oct-22	Nov-22	Dec-22	Jan-23	Feb-23	Mar-23	Apr-23	May-23	Jun-23	Total
New	0	0	2	4	0	0	1	10	1	4	0	3	25
Lapsed	1	0	0	1	3	0	0	0	1	0	0	0	6
Renewal	4	1	5	2	0	0	2	0	4	2	4	3	27
Current	68	56	47	43	48	51	48	50	49	52	53	53	
Total	73	57	54	50	51	51	51	60	55	58	57	59	
Gain/Loss	1	-16	-3	-4	1	0	0	9	-5	3	-1	2	-13
% Change	1.39%	-21.92%	-5.26%	-7.41%	2.00%	0.00%	0.00%	17.65%	-8.33%	5.45%	-1.72%	3.51%	-18.06%
Non-renew	0	16	5	9	2	0	1	1	7	1	1	1	44
	YTD # of Student Members Non-Renewals												0
	YTD % of Renewals (w/o Student Non-Renewals)												45.83%

Growth or Retention: Bronze: 1% or 65%; Silver: 2% or 70%; Gold: 3% or 75%; and Diamond: 10% or 80%

Lewis and Clark Reading Council

Yearlong Trend of Total Membership

July 2021 to June 2022



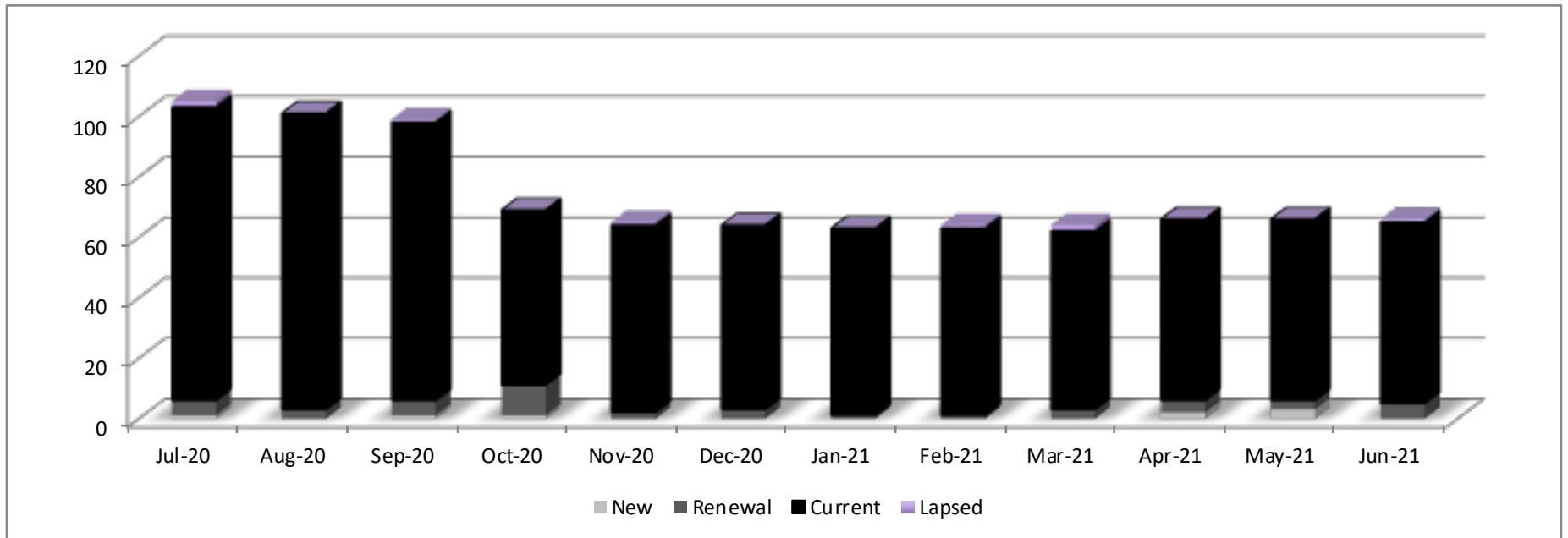
	Jul-21	Aug-21	Sep-21	Oct-21	Nov-21	Dec-21	Jan-22	Feb-22	Mar-22	Apr-22	May-22	Jun-22	Total
New	15	4	0	1	0	1	0	9	1	0	1	1	33
Lapsed	0	2	1	0	0	0	1	0	0	0	1	0	5
Renewal	3	9	3	2	0	0	0	2	2	2	5	2	30
Current	56	63	74	69	69	69	70	67	75	73	67	69	
Total	74	78	78	72	69	70	71	78	78	75	74	72	
Gain/Loss	8	4	0	-6	-3	1	1	7	0	-3	-1	-2	6
% Change	12.12%	5.41%	0.00%	-7.69%	-4.17%	1.45%	1.43%	9.86%	0.00%	-3.85%	-1.33%	-2.70%	9.09%
Non-renew	7	2	1	7	3	0	0	2	1	3	3	3	32
	YTD # of Student Members Non-Renewals												1
	YTD % of Renewals (w/o Student Non-Renewals)												53.85%

Growth or Retention: Bronze: 1% or 65%; Silver: 2% or 70%; Gold: 3% or 75%; and Diamond: 10% or 80%

Lewis and Clark Reading Council

Yearlong Trend of Total Membership

July 2020 to June 2021



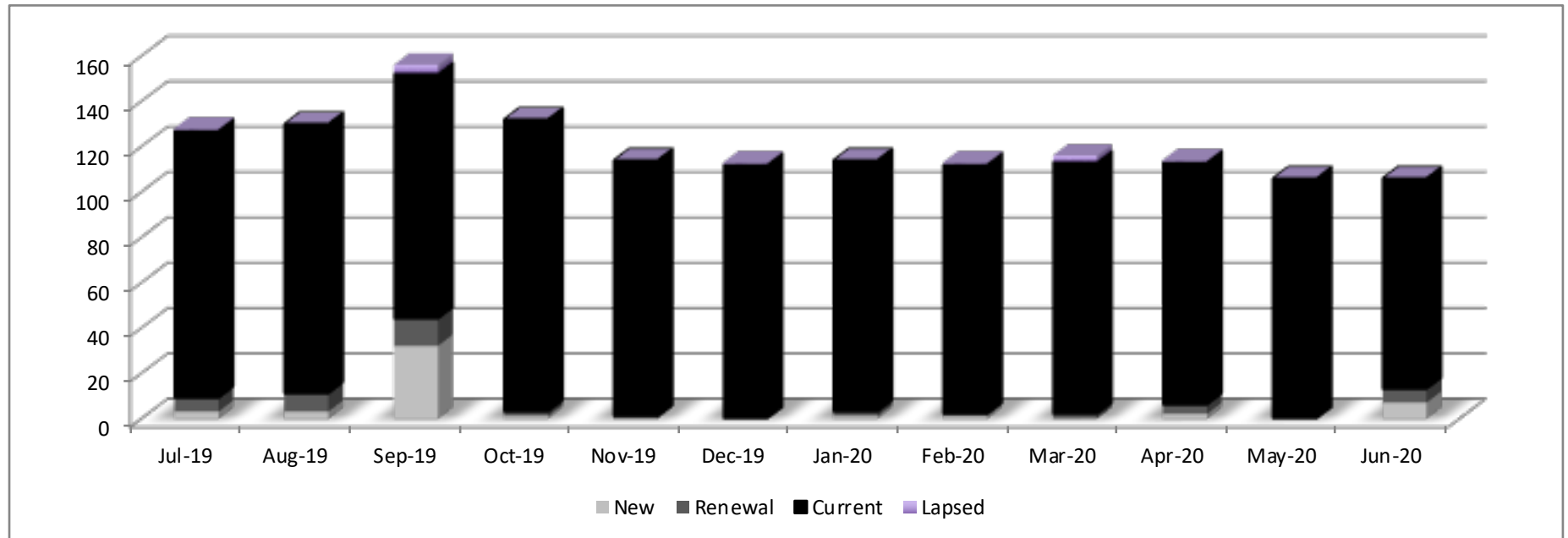
	Jul-20	Aug-20	Sep-20	Oct-20	Nov-20	Dec-20	Jan-21	Feb-21	Mar-21	Apr-21	May-21	Jun-21	Total
New	1	0	1	1	0	0	0	0	0	2	3	0	8
Lapsed	2	0	1	0	1	0	0	1	2	0	0	1	8
Renewal	5	3	5	10	2	3	1	1	3	4	3	5	45
Current	97	98	92	58	62	61	62	62	59	60	60	60	
Total	105	101	99	69	65	64	63	64	64	66	66	66	
Gain/Loss	-1	-4	-2	-30	-4	-1	-1	1	0	2	0	0	-40
% Change	-0.94%	-3.81%	-1.98%	-30.30%	-5.80%	-1.54%	-1.56%	1.59%	0.00%	3.13%	0.00%	0.00%	-37.74%
Non-renew	4	3	4	31	5	1	1	0	2	0	3	1	55
	YTD # of Student Members Non-Renewals												6
	YTD % of Renewals (w/o Student Non-Renewals)												53.00%

Growth or Retention: Bronze: 1% or 65%; Silver: 2% or 70%; Gold: 3% or 75%; and Diamond: 10% or 80%

Lewis and Clark Reading Council

Yearlong Trend of Total Membership

July 2019 to June 2020



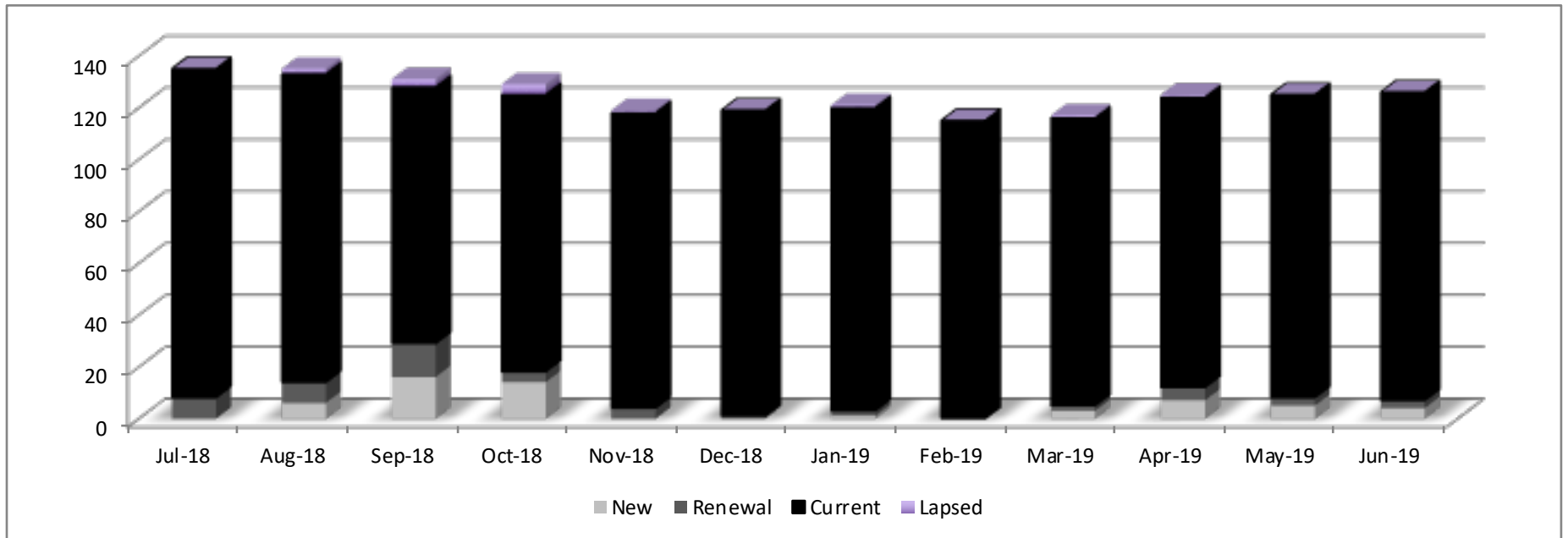
	Jul-19	Aug-19	Sep-19	Oct-19	Nov-19	Dec-19	Jan-20	Feb-20	Mar-20	Apr-20	May-20	Jun-20	Total
New	3	3	32	1	0	0	1	1	0	2	0	7	50
Lapsed	1	0	4	0	0	1	0	1	3	1	0	0	11
Renewal	6	8	12	2	1	0	2	1	2	4	0	6	44
Current	118	119	108	129	113	112	111	110	111	107	106	93	
Total	128	130	156	132	114	113	114	113	116	114	106	106	
Gain/Loss	2	2	26	-24	-18	-1	1	-1	3	-2	-8	0	-20
% Change	1.59%	1.56%	20.00%	-15.38%	-13.64%	-0.88%	0.88%	-0.88%	2.65%	-1.72%	-7.02%	0.00%	-15.87%
Non-renew	2	0	10	25	18	2	0	3	0	5	8	7	80
													YTD # of Student Members Non-Renewals
													6
													YTD % of Renewals (w/o Student Non-Renewals)
													45.83%

Growth or Retention: Bronze: 1% or 65%; Silver: 2% or 70%; Gold: 3% or 75%; and Diamond: 10% or 80%

Lewis and Clark Reading Council

Yearlong Trend of Total Membership

July 2018 to June 2019

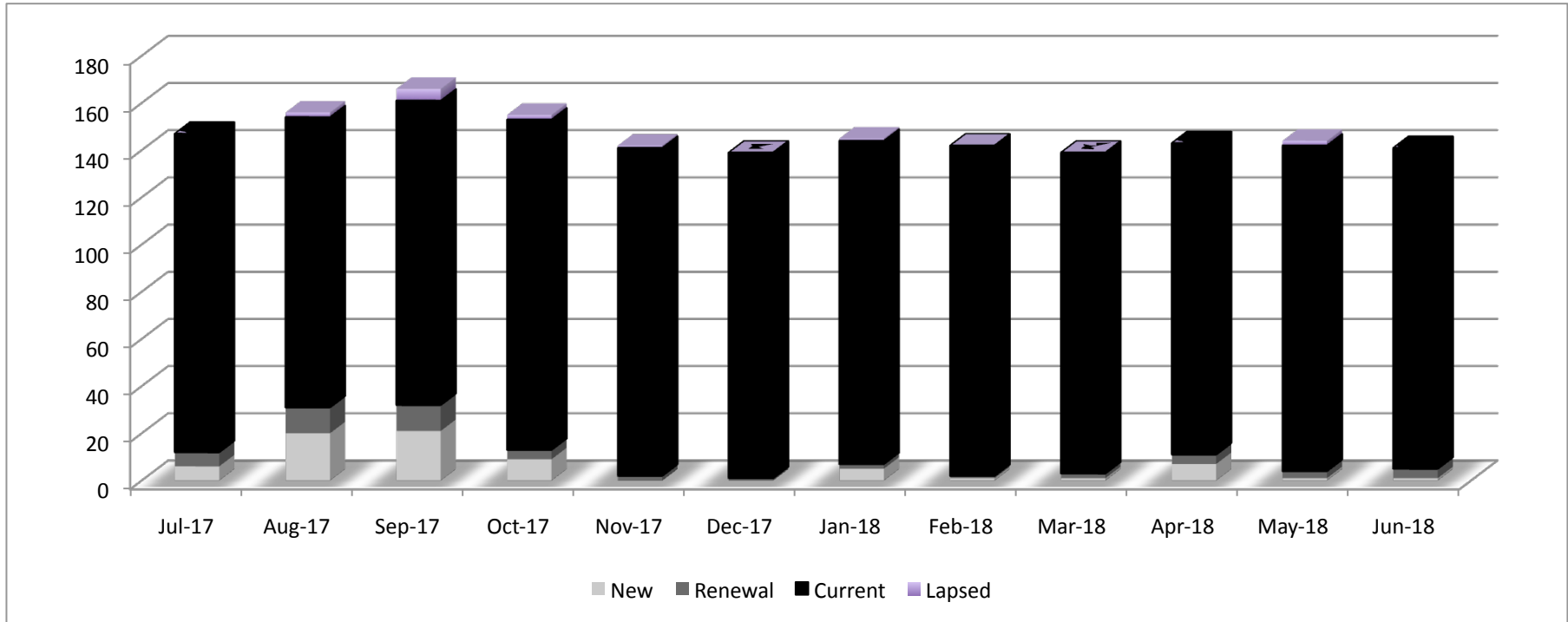


	Jul-18	Aug-18	Sep-18	Oct-18	Nov-18	Dec-18	Jan-19	Feb-19	Mar-19	Apr-19	May-19	Jun-19	Total
New	0	6	16	14	0	0	1	0	3	7	5	4	56
Lapsed	0	2	3	4	1	0	1	0	1	1	0	0	13
Renewal	8	8	13	4	4	1	2	0	2	5	3	3	53
Current	127	119	99	107	114	118	117	115	111	112	117	119	
Total	135	135	131	129	119	119	121	115	117	125	125	126	
Gain/Loss	-6	0	-4	-2	-10	0	2	-6	2	8	0	1	-15
% Change	-4.26%	0.00%	-2.96%	-1.53%	-7.75%	0.00%	1.68%	-4.96%	1.74%	6.84%	0.00%	0.80%	-10.64%
Non-renew	5	8	22	20	11	0	0	6	2	0	5	3	82
													YTD # of Student Members Non-Renewals
													9
													YTD % of Renewals (w/o Student Non-Renewals)
													50.00%

Growth or Retention: Bronze: 1% or 65%; Silver: 2% or 70%; Gold: 3% or 75%; and Diamond: 10% or 80%

Lewis and Clark Reading Council

Yearlong Trend of Total Membership July 2017 to June 2018

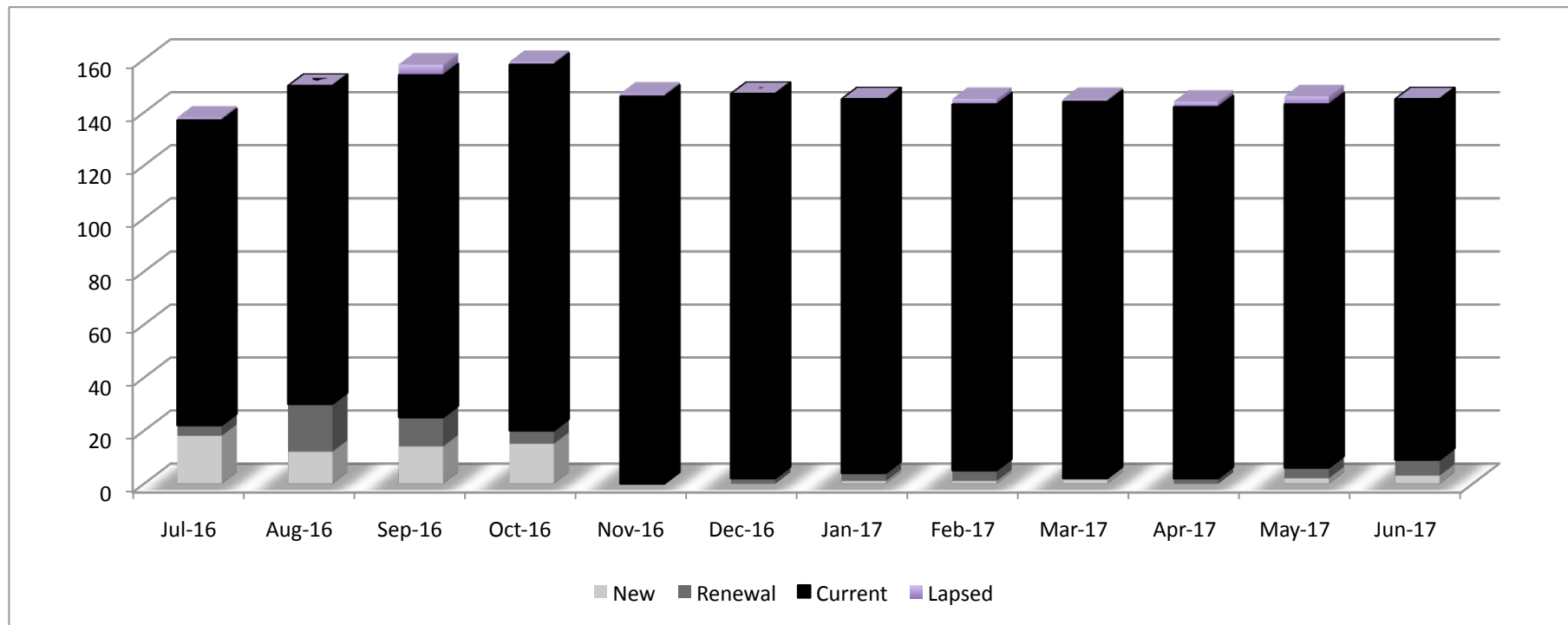


	<i>Jul-17</i>	<i>Aug-17</i>	<i>Sep-17</i>	<i>Oct-17</i>	<i>Nov-17</i>	<i>Dec-17</i>	<i>Jan-18</i>	<i>Feb-18</i>	<i>Mar-18</i>	<i>Apr-18</i>	<i>May-18</i>	<i>Jun-18</i>	<i>Total</i>
<i>New</i>	6	20	21	9	0	0	5	1	1	7	1	1	72
<i>Lapsed</i>	0	2	5	2	1	0	1	0	0	0	2	0	13
<i>Renewal</i>	6	11	11	4	2	1	2	1	2	4	3	4	51
<i>Current</i>	135	123	129	140	139	138	137	140	136	132	138	136	
<i>Total</i>	147	156	166	155	142	139	145	142	139	143	144	141	
<i>Gain/Loss</i>	2	9	10	-11	-13	-3	6	-3	-3	4	1	-3	-4
<i>% Change</i>	1.38%	6.12%	6.41%	-6.63%	-8.39%	-2.11%	4.32%	-2.07%	-2.11%	2.88%	0.70%	-2.08%	-2.76%
<i>Non-renew</i>	4	13	16	22	14	3	0	4	4	3	2	4	89
	<i>YTD # of Student Members Non-Renewals</i>												0
	<i>YTD % of Renewals (w/o Student Non-Renewals)</i>												44.14%

Growth or Retention: Bronze: 1% or 65%; Silver: 2% or 70%; Gold: 3% or 75%; and Diamond: 10% or 80%

Lewis and Clark Reading Council

Yearlong Trend of Total Membership July 2016 to June 2017

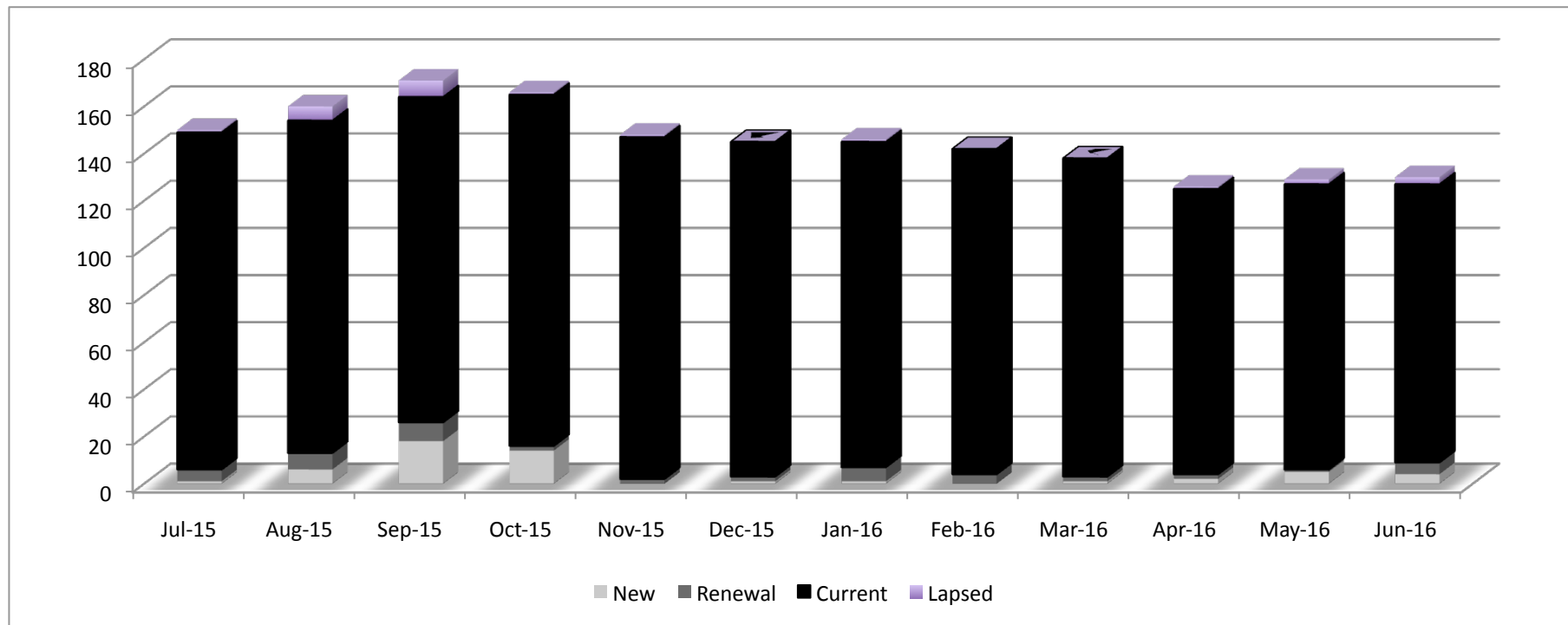


	<i>Jul-16</i>	<i>Aug-16</i>	<i>Sep-16</i>	<i>Oct-16</i>	<i>Nov-16</i>	<i>Dec-16</i>	<i>Jan-17</i>	<i>Feb-17</i>	<i>Mar-17</i>	<i>Apr-17</i>	<i>May-17</i>	<i>Jun-17</i>	<i>Total</i>
New	18	12	14	15	0	0	1	1	2	0	2	3	68
Lapsed	1	0	4	1	1	0	0	2	1	2	3	0	15
Renewal	4	18	11	5	0	2	3	4	0	2	4	6	59
Current	115	120	129	138	146	145	141	138	142	140	137	136	
Total	138	150	158	159	147	147	145	145	145	144	146	145	
Gain/Loss	8	12	8	1	-12	0	-2	0	0	-1	2	-1	15
% Change	6.15%	8.70%	5.33%	0.63%	-7.55%	0.00%	-1.36%	0.00%	0.00%	-0.69%	1.39%	-0.68%	11.54%
Non-renew	11	0	10	15	13	0	3	3	3	3	3	4	68
	YTD # of Student Members Non-Renewals												4
	YTD % of Renewals (w/o Student Non-Renewals)												44.44%

Growth or Retention: Bronze \$50: 1% or 65%; Silver \$75: 2% or 70%; Gold \$100: 3% or 75%; and Diamond \$200: 10% or 80%

Lewis and Clark Reading Council

Yearlong Trend of Total Membership July 2015 to June 2016

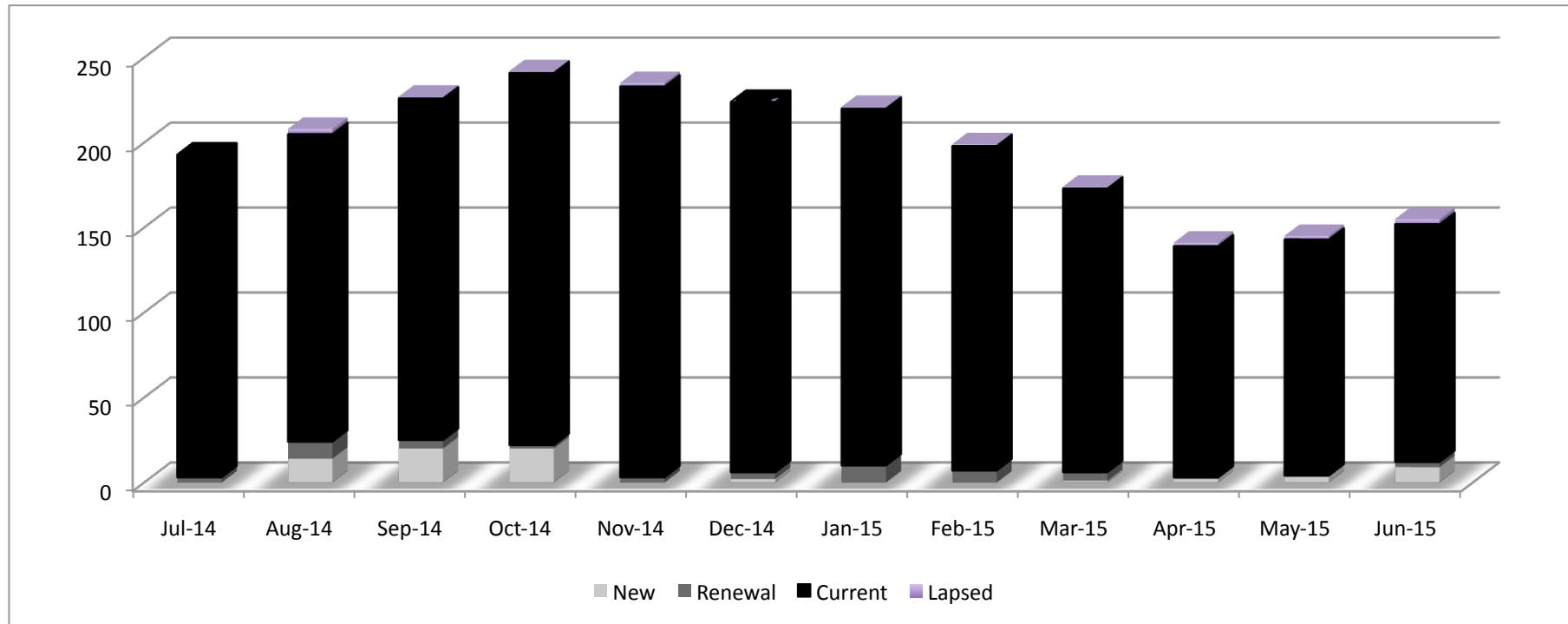


	<i>Jul-15</i>	<i>Aug-15</i>	<i>Sep-15</i>	<i>Oct-15</i>	<i>Nov-15</i>	<i>Dec-15</i>	<i>Jan-16</i>	<i>Feb-16</i>	<i>Mar-16</i>	<i>Apr-16</i>	<i>May-16</i>	<i>Jun-16</i>	<i>Total</i>
<i>New</i>	1	6	18	14	0	1	1	0	1	2	5	4	53
<i>Lapsed</i>	1	6	7	1	1	0	1	0	0	1	2	3	23
<i>Renewal</i>	5	7	8	2	2	2	6	4	2	2	1	5	46
<i>Current</i>	143	141	138	149	145	142	138	138	135	121	121	118	
<i>Total</i>	150	160	171	166	148	145	146	142	138	126	129	130	
<i>Gain/Loss</i>	-5	10	11	-5	-18	-3	1	-4	-4	-12	3	1	-25
<i>% Change</i>	-3.23%	6.67%	6.88%	-2.92%	-10.84%	-2.03%	0.69%	-2.74%	-2.82%	-8.70%	2.38%	0.78%	-16.13%
<i>Non-renew</i>	7	2	14	20	19	4	1	4	5	15	4	6	101
	<i>YTD # of Student Members Non-Renewals</i>												12
	<i>YTD % of Renewals (w/o Student Non-Renewals)</i>												48.25%

Growth or Retention: Bronze \$50: 1% or 65%; Silver \$75: 2% or 70%; Gold \$100: 3% or 75%; and Diamond \$200: 10% or 80%

Lewis and Clark Reading Council

Yearlong Trend of Total Membership July 2014 to June 2015

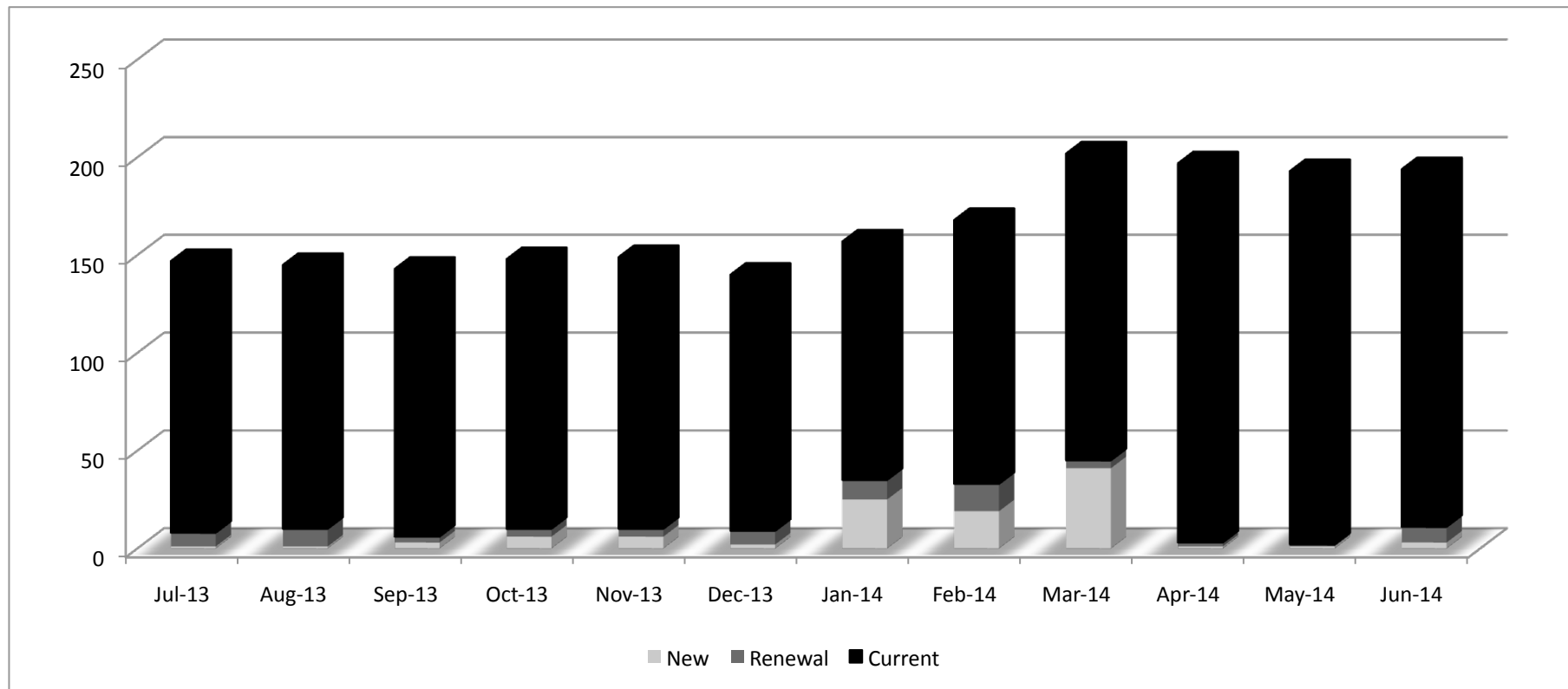


	<i>Jul-14</i>	<i>Aug-14</i>	<i>Sep-14</i>	<i>Oct-14</i>	<i>Nov-14</i>	<i>Dec-14</i>	<i>Jan-15</i>	<i>Feb-15</i>	<i>Mar-15</i>	<i>Apr-15</i>	<i>May-15</i>	<i>Jun-15</i>	<i>Total</i>
New	0	14	20	20	0	2	0	0	1	2	4	9	72
Lapsed	0	3	1	1	2	0	1	1	1	2	2	3	17
Renewal	3	10	5	2	3	4	10	7	5	1	0	3	53
Current	190	181	201	219	230	218	210	191	167	136	139	140	
Total	193	208	227	242	235	224	221	199	174	141	145	155	
Gain/Loss	-1	15	19	15	-7	-11	-3	-22	-25	-33	4	10	-39
% Change	-0.52%	7.77%	9.13%	6.61%	-2.89%	-4.68%	-1.34%	-9.95%	-12.56%	-18.97%	2.84%	6.90%	-20.10%
Non-renew	1	2	2	6	9	13	4	23	27	37	2	2	128
	YTD # of Student Members Non-Renewals												2
	YTD % of Renewals (w/o Student Non-Renewals)												36.46%

Growth or Retention: Bronze \$50: 1% or 65%; Silver \$75: 2% or 70%; Gold \$100: 3% or 75%; and Diamond \$200: 10% or 80%

Lewis and Clark Reading Council

Yearlong Trend of Total Membership July 2013 to June 2014

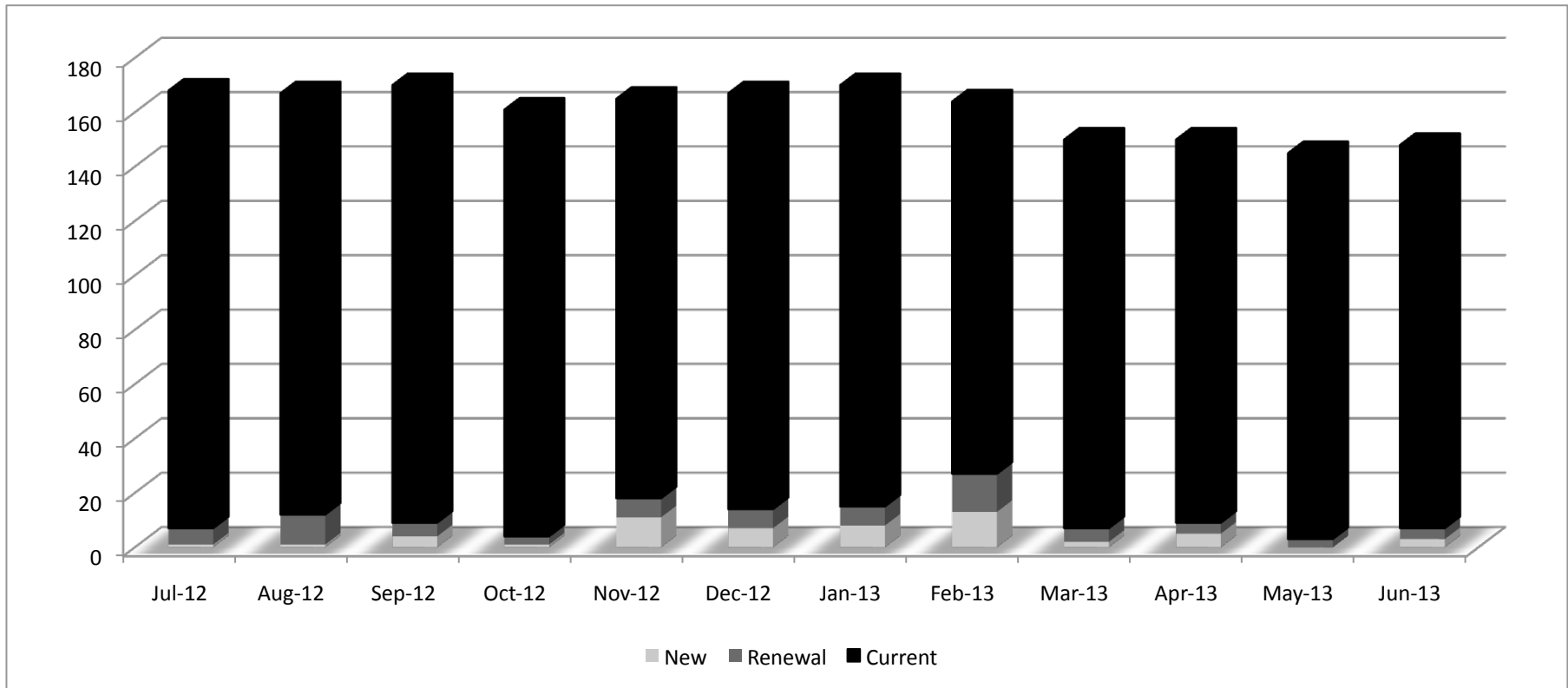


	<i>Jul-13</i>	<i>Aug-13</i>	<i>Sep-13</i>	<i>Oct-13</i>	<i>Nov-13</i>	<i>Dec-13</i>	<i>Jan-14</i>	<i>Feb-14</i>	<i>Mar-14</i>	<i>Apr-14</i>	<i>May-14</i>	<i>Jun-14</i>	<i>Total</i>
<i>New</i>	1	1	3	6	6	2	25	19	41	1	1	3	109
<i>Renewal</i>	7	9	3	4	4	7	10	14	4	2	1	8	73
<i>Current</i>	139	135	137	138	139	131	122	135	157	194	191	183	
Total	147	145	143	148	149	140	157	168	202	197	193	194	
Gain/Loss	-1	-2	-2	5	1	-9	17	11	34	-5	-4	1	46
% Change	-0.68%	-1.36%	-1.38%	3.50%	0.68%	-6.04%	12.14%	7.01%	20.24%	-2.48%	-2.03%	0.52%	31.08%
Non-renew	2	3	5	1	5	11	8	8	7	6	5	2	63

Membership Growth: 1% Bronze = \$50, 2% Silver = \$75, 3% Gold = \$100, and 10% Diamond = \$200

Lewis and Clark Reading Council

Yearlong Trend of Total Membership July 2012 to June 2013

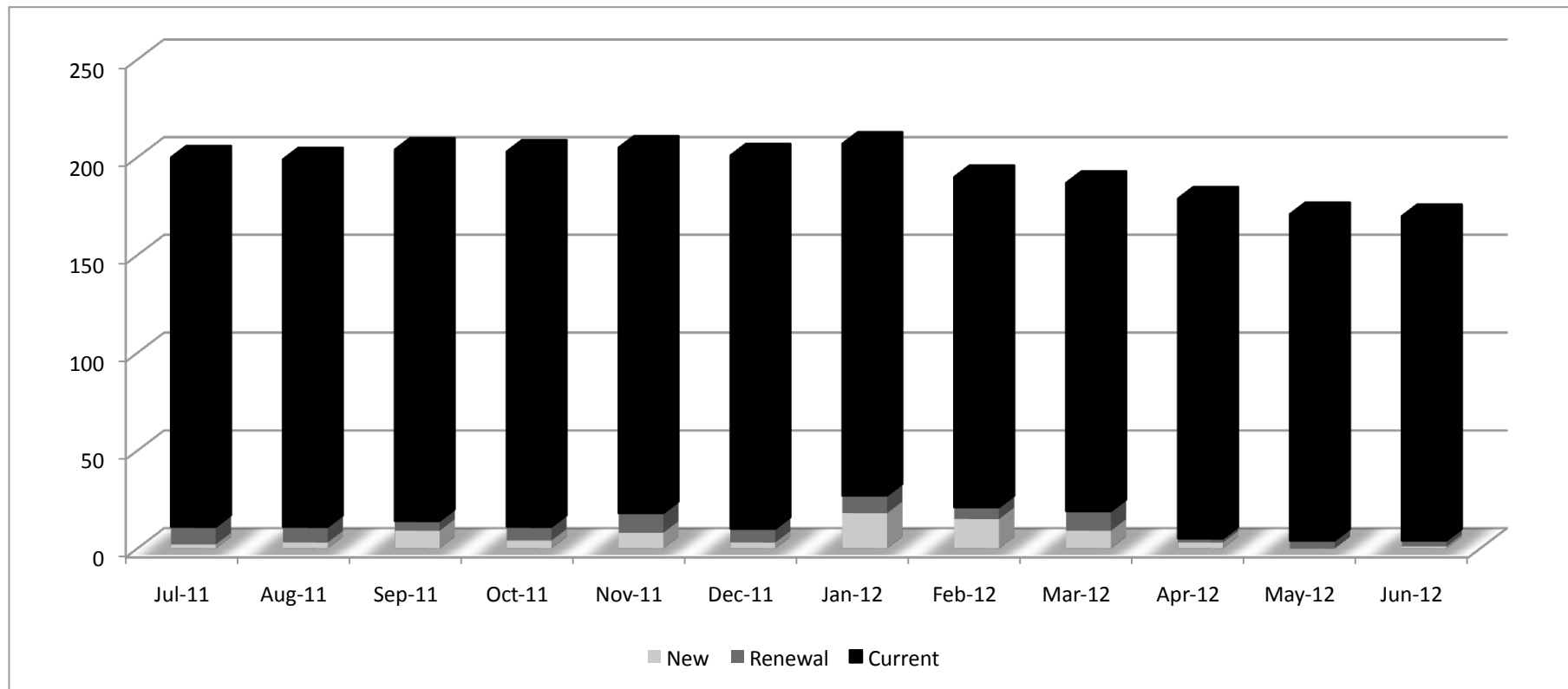


	<i>Jul-12</i>	<i>Aug-12</i>	<i>Sep-12</i>	<i>Oct-12</i>	<i>Nov-12</i>	<i>Dec-12</i>	<i>Jan-13</i>	<i>Feb-13</i>	<i>Mar-13</i>	<i>Apr-13</i>	<i>May-13</i>	<i>Jun-13</i>	<i>Total</i>
<i>New</i>	1	1	4	1	11	7	8	13	2	5	0	3	56
<i>Renewal</i>	6	11	5	3	7	7	7	14	5	4	3	4	76
<i>Current</i>	161	155	161	157	147	153	155	137	143	141	142	141	
Total	168	167	170	161	165	167	170	164	150	150	145	148	
Gain/Loss	-2	-1	3	-9	4	2	3	-6	-14	0	-5	3	-22
% Change	-1.18%	-0.60%	1.80%	-5.29%	2.48%	1.21%	1.80%	-3.53%	-8.54%	0.00%	-3.33%	2.07%	-12.94%
Non-renew	3	2	1	10	7	5	5	19	16	5	5	0	78

Membership Growth: 1% Bronze = \$50, 2% Silver = \$75, 3% Gold = \$100, and 10% Diamond = \$200

Lewis and Clark Reading Council

Yearlong Trend of Total Membership July 2011 to June 2012

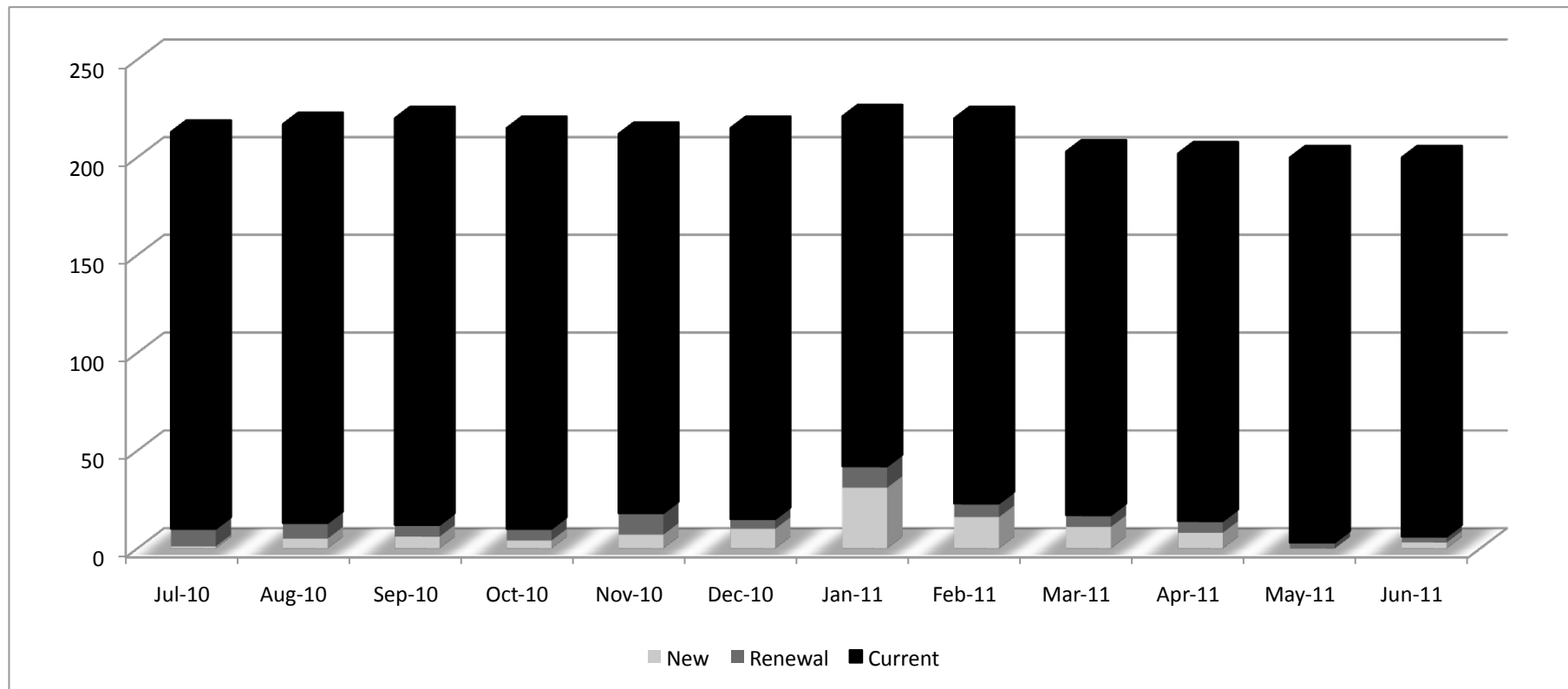


	<i>Jul-11</i>	<i>Aug-11</i>	<i>Sep-11</i>	<i>Oct-11</i>	<i>Nov-11</i>	<i>Dec-11</i>	<i>Jan-12</i>	<i>Feb-12</i>	<i>Mar-12</i>	<i>Apr-12</i>	<i>May-12</i>	<i>Jun-12</i>	<i>Total</i>
<i>New</i>	2	3	9	4	8	3	18	15	9	3	0	1	75
<i>Renewal</i>	9	8	5	7	10	7	9	6	10	2	4	3	80
<i>Current</i>	189	188	190	192	187	191	180	169	168	174	167	166	
Total	200	199	204	203	205	201	207	190	187	179	171	170	
<i>Gain/Loss</i>	0	-1	5	-1	2	-4	6	-17	-3	-8	-8	-1	-30
<i>% Change</i>	0.00%	-0.50%	2.51%	-0.49%	0.99%	-1.95%	2.99%	-8.21%	-1.58%	-4.28%	-4.47%	-0.58%	-15.00%
<i>Non-renew</i>	2	4	4	5	6	7	12	32	12	11	8	2	105

Membership Growth: 1% Bronze = \$50, 2% Silver = \$75, 3% Gold = \$100, and 10% Diamond = \$200

Lewis and Clark Reading Council

Yearlong Trend of Total Membership July 2010 to June 2011



	<i>Jul-10</i>	<i>Aug-10</i>	<i>Sep-10</i>	<i>Oct-10</i>	<i>Nov-10</i>	<i>Dec-10</i>	<i>Jan-11</i>	<i>Feb-11</i>	<i>Mar-11</i>	<i>Apr-11</i>	<i>May-11</i>	<i>Jun-11</i>	<i>Total</i>
<i>New</i>	1	5	6	4	7	10	31	16	11	8	0	3	102
<i>Renewal</i>	9	8	6	6	11	5	11	7	6	6	3	3	81
<i>Current</i>	203	204	208	205	194	200	179	197	186	188	197	194	
Total	213	217	220	215	212	215	221	220	203	202	200	200	
Gain/Loss	1	4	3	-5	-3	3	6	-1	-17	-1	-2	0	-12
% Change	0.47%	1.88%	1.38%	-2.27%	-1.40%	1.42%	2.79%	-0.45%	-7.73%	-0.49%	-0.99%	0.00%	-5.66%
Non-renew	0	1	3	9	10	7	25	17	28	9	2	3	114