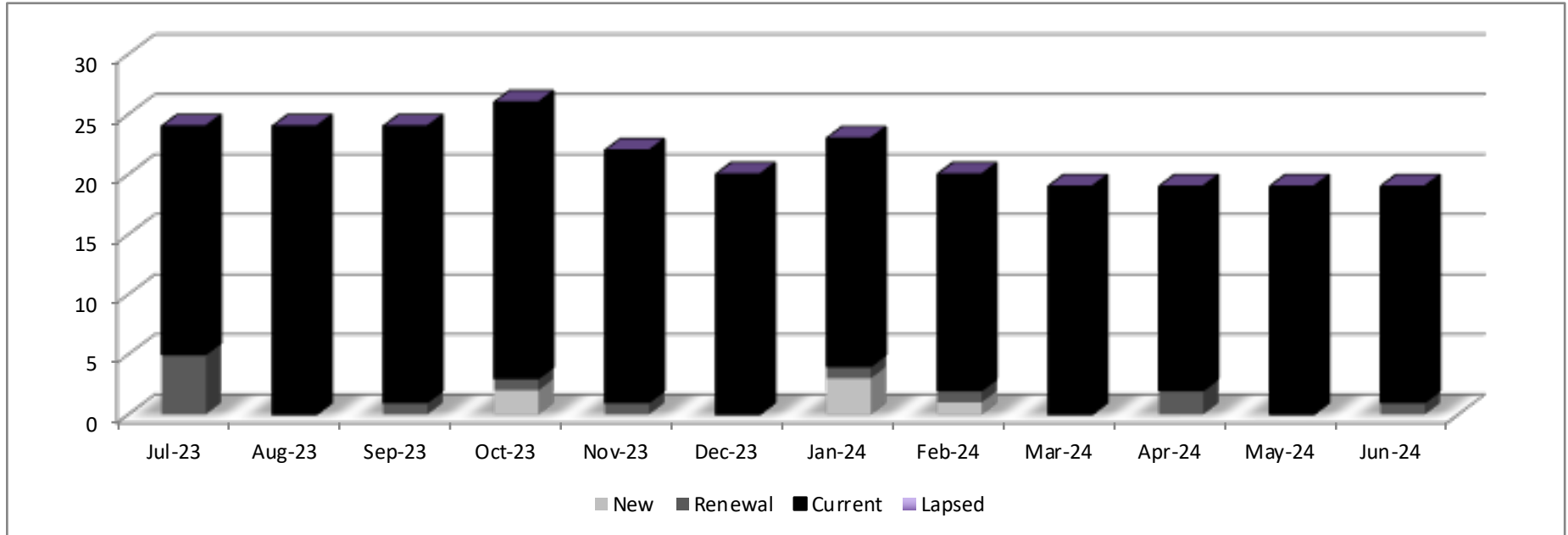


# Black Hawk Reading Council

## *Yearlong Trend of Total Membership*

### *July 2023 to June 2024*



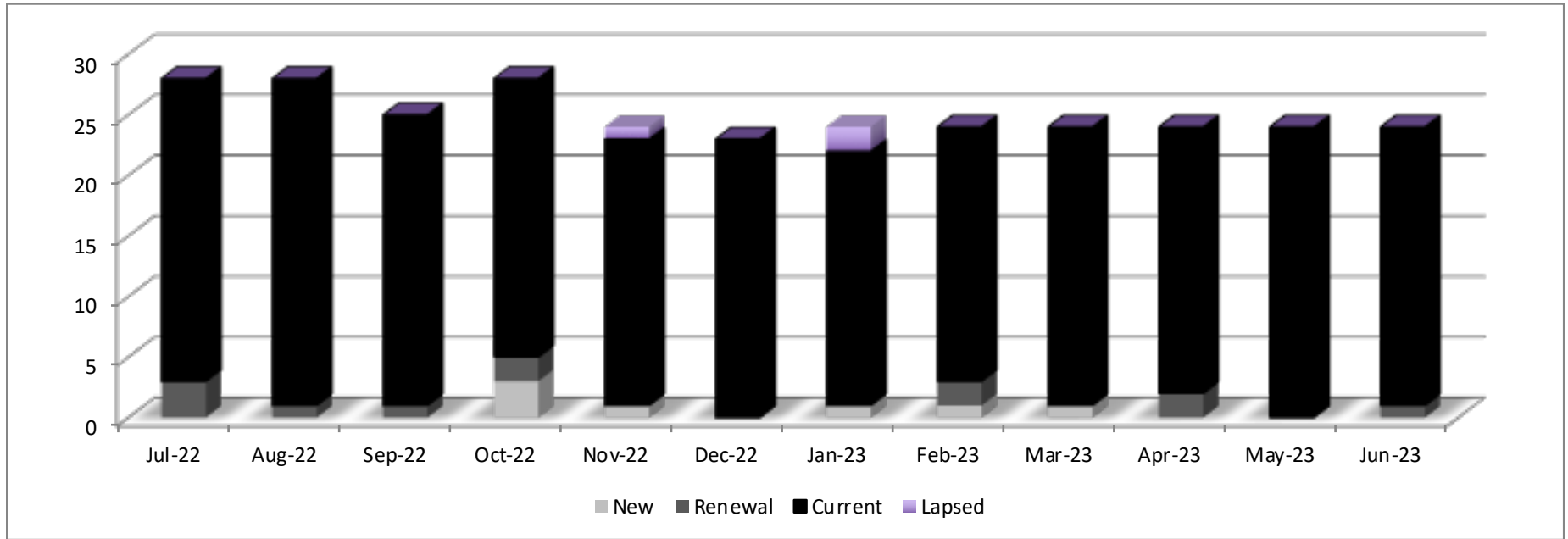
	<i>Jul-23</i>	<i>Aug-23</i>	<i>Sep-23</i>	<i>Oct-23</i>	<i>Nov-23</i>	<i>Dec-23</i>	<i>Jan-24</i>	<i>Feb-24</i>	<i>Mar-24</i>	<i>Apr-24</i>	<i>May-24</i>	<i>Jun-24</i>	<i>Total</i>
<b><i>New</i></b>	0	0	0	2	0	0	3	1	0	0	0	0	6
<b><i>Lapsed</i></b>	0	0	0	0	0	0	0	0	0	0	0	0	0
<b><i>Renewal</i></b>	5	0	1	1	1	0	1	1	0	2	0	1	13
<b><i>Current</i></b>	19	24	23	23	21	20	19	18	19	17	19	18	
<b><i>Total</i></b>	24	24	24	26	22	20	23	20	19	19	19	19	
<b><i>Gain/Loss</i></b>	0	0	0	2	-4	-2	3	-3	-1	0	0	0	-5
<b><i>% Change</i></b>	0.00%	0.00%	0.00%	8.33%	-15.38%	-9.09%	15.00%	-13.04%	-5.00%	0.00%	0.00%	0.00%	-20.83%
<b><i>Non-Renew</i></b>	0	0	0	0	4	2	0	2	1	0	0	0	9
<b><i>Student NR</i></b>	0	0	0	0	0	0	0	0	0	0	0	0	0
	<b><i>YTD % of Renewals (w/o Student Non-Renewals)</i></b>												<b><i>54.17%</i></b>

Growth or Retention: Bronze: 1% or 65%; Silver: 2% or 70%; Gold: 3% or 75%; and Diamond: 10% or 80%

# Black Hawk Reading Council

## *Yearlong Trend of Total Membership*

*July 2022 to June 2023*



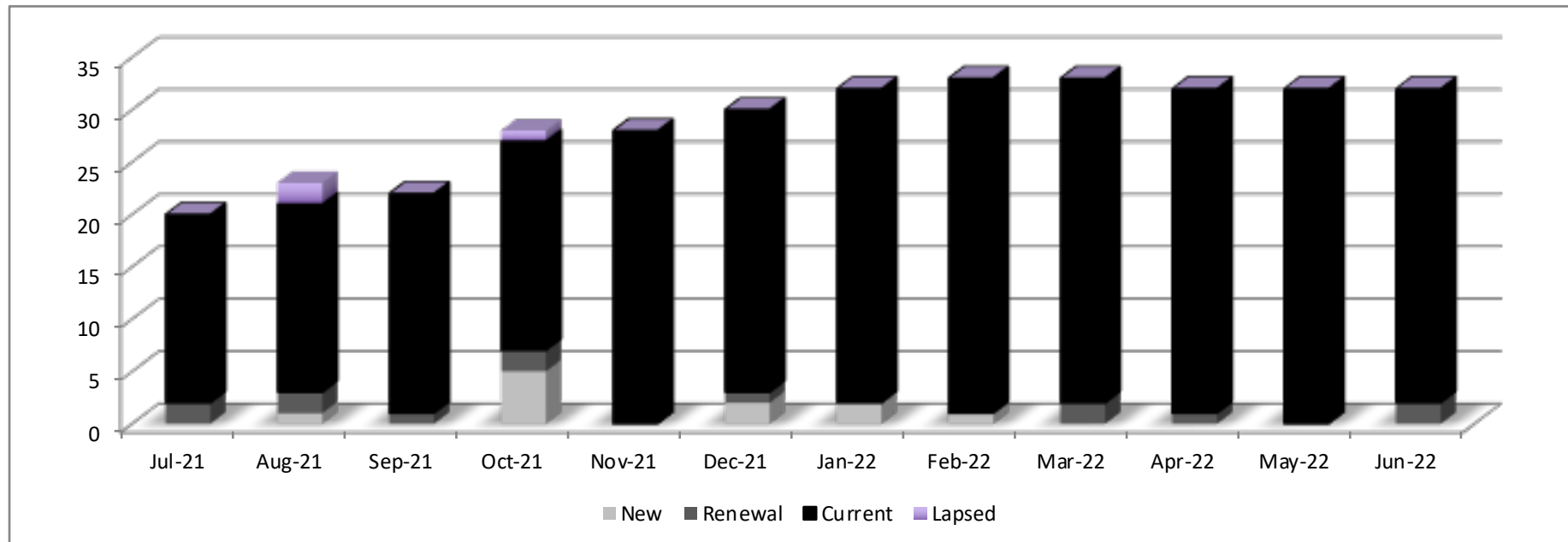
	<i>Jul-22</i>	<i>Aug-22</i>	<i>Sep-22</i>	<i>Oct-22</i>	<i>Nov-22</i>	<i>Dec-22</i>	<i>Jan-23</i>	<i>Feb-23</i>	<i>Mar-23</i>	<i>Apr-23</i>	<i>May-23</i>	<i>Jun-23</i>	<i>Total</i>
<b><i>New</i></b>	0	0	0	3	1	0	1	1	1	0	0	0	7
<b><i>Lapsed</i></b>	0	0	0	0	1	0	2	0	0	0	0	0	3
<b><i>Renewal</i></b>	3	1	1	2	0	0	0	2	0	2	0	1	12
<b><i>Current</i></b>	25	27	24	23	22	23	21	21	23	22	24	23	
<b><i>Total</i></b>	28	28	25	28	24	23	24	24	24	24	24	24	
<b><i>Gain/Loss</i></b>	-4	0	-3	3	-4	-1	1	0	0	0	0	0	-8
<b><i>% Change</i></b>	-12.50%	0.00%	-10.71%	12.00%	-14.29%	-4.17%	4.35%	0.00%	0.00%	0.00%	0.00%	0.00%	-25.00%
<b><i>Non-renew</i></b>	4	0	3	0	6	1	2	1	1	0	0	0	18
	<b><i>YTD # of Student Members Non-Renewals</i></b>												<b>1</b>
	<b><i>YTD % of Renewals (w/o Student Non-Renewals)</i></b>												<b>48.39%</b>

Growth or Retention: Bronze: 1% or 65%; Silver: 2% or 70%; Gold: 3% or 75%; and Diamond: 10% or 80%

# Black Hawk Reading Council

## *Yearlong Trend of Total Membership*

*July 2021 to June 2022*



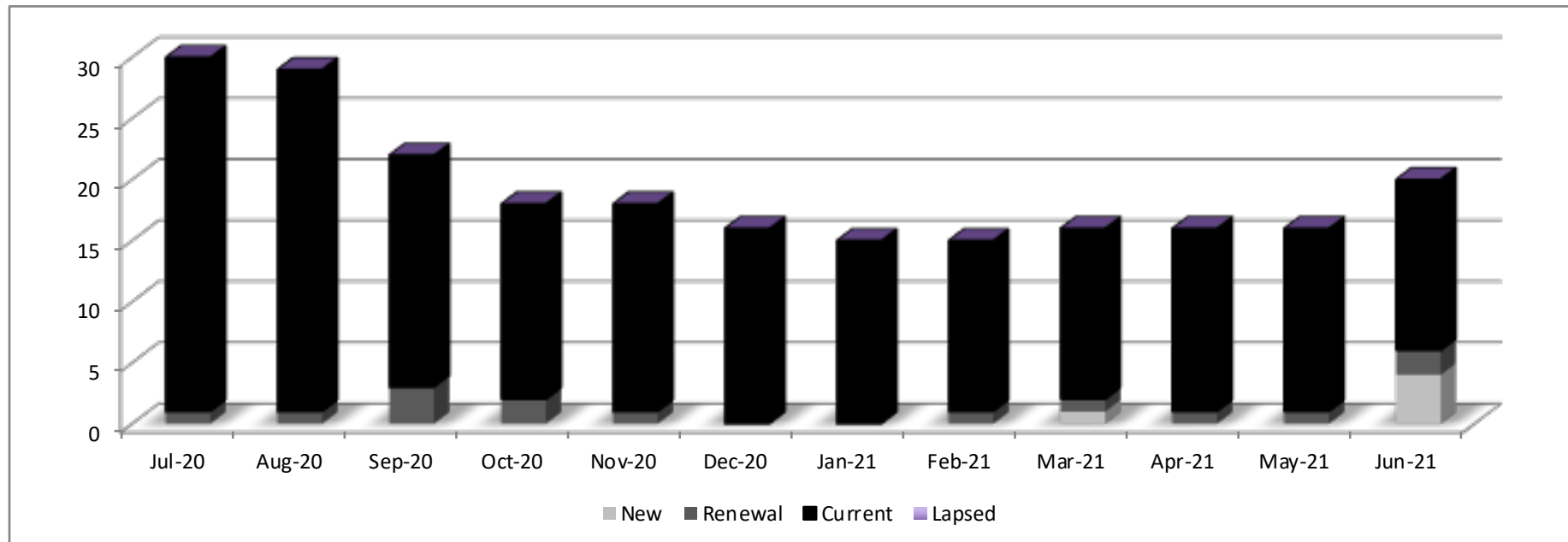
	Jul-21	Aug-21	Sep-21	Oct-21	Nov-21	Dec-21	Jan-22	Feb-22	Mar-22	Apr-22	May-22	Jun-22	Total
<b>New</b>	0	1	0	5	0	2	2	1	0	0	0	0	11
<b>Lapsed</b>	0	2	0	1	0	0	0	0	0	0	0	0	3
<b>Renewal</b>	2	2	1	2	0	1	0	0	2	1	0	2	13
<b>Current</b>	18	18	21	20	28	27	30	32	31	31	32	30	
<b>Total</b>	20	23	22	28	28	30	32	33	33	32	32	32	
<b>Gain/Loss</b>	0	3	-1	6	0	2	2	1	0	-1	0	0	12
<b>% Change</b>	0.00%	15.00%	-4.35%	27.27%	0.00%	7.14%	6.67%	3.13%	0.00%	-3.03%	0.00%	0.00%	60.00%
<b>Non-renew</b>	0	0	1	0	0	0	0	0	0	1	0	0	2
	<b>YTD # of Student Members Non-Renewals</b>												<b>0</b>
	<b>YTD % of Renewals (w/o Student Non-Renewals)</b>												<b>80.00%</b>

Growth or Retention: Bronze: 1% or 65%; Silver: 2% or 70%; Gold: 3% or 75%; and Diamond: 10% or 80%

# Black Hawk Reading Council

## *Yearlong Trend of Total Membership*

*July 2020 to June 2021*



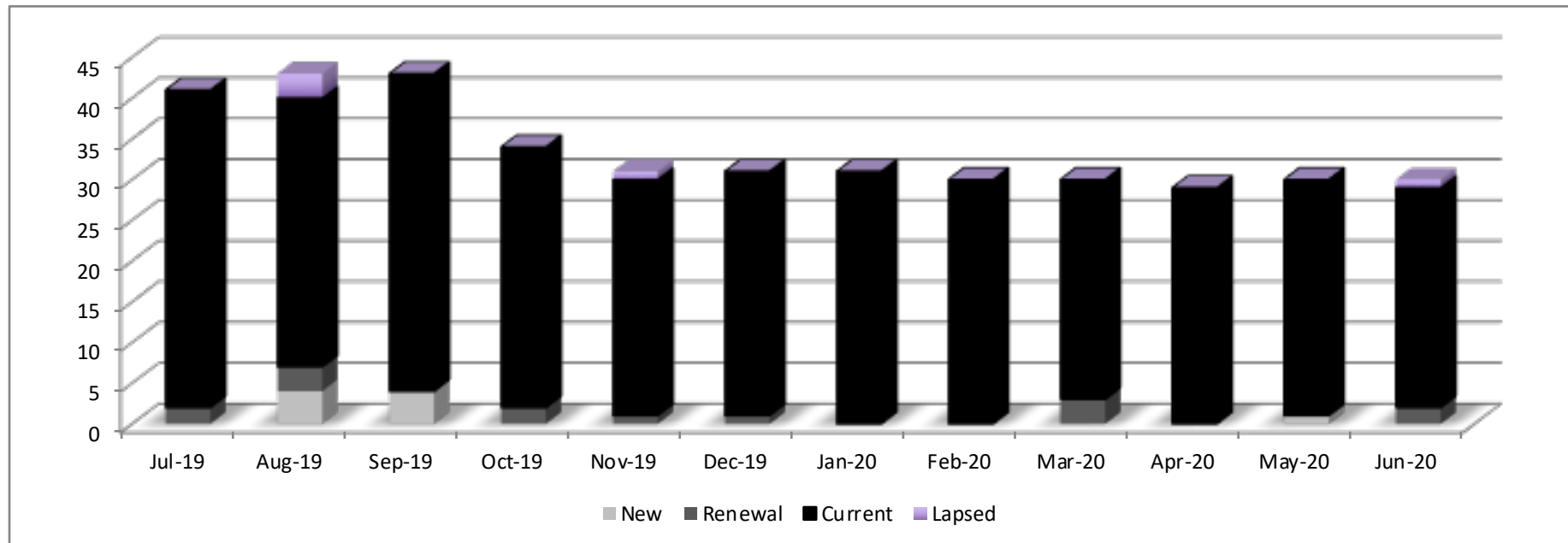
	Jul-20	Aug-20	Sep-20	Oct-20	Nov-20	Dec-20	Jan-21	Feb-21	Mar-21	Apr-21	May-21	Jun-21	Total	
<b>New</b>	0	0	0	0	0	0	0	0	1	0	0	4	5	
<b>Lapsed</b>	0	0	0	0	0	0	0	0	0	0	0	0	0	
<b>Renewal</b>	1	1	3	2	1	0	0	1	1	1	1	2	14	
<b>Current</b>	29	28	19	16	17	16	15	14	14	15	15	14		
<b>Total</b>	30	29	22	18	18	16	15	15	16	16	16	20		
<b>Gain/Loss</b>	0	-1	-7	-4	0	-2	-1	0	1	0	0	4	<b>-10</b>	
<b>% Change</b>	0.00%	-3.33%	-24.14%	-18.18%	0.00%	-11.11%	-6.25%	0.00%	6.67%	0.00%	0.00%	25.00%	<b>-33.33%</b>	
<b>Non-renew</b>	0	1	7	4	0	2	1	0	0	0	0	0	<b>15</b>	
													<b>YTD # of Student Members Non-Renewals</b>	<b>0</b>
													<b>YTD % of Renewals (w/o Student Non-Renewals)</b>	<b>46.67%</b>

Growth or Retention: Bronze: 1% or 65%; Silver: 2% or 70%; Gold: 3% or 75%; and Diamond: 10% or 80%

# Black Hawk Reading Council

## *Yearlong Trend of Total Membership*

*July 2019 to June 2020*



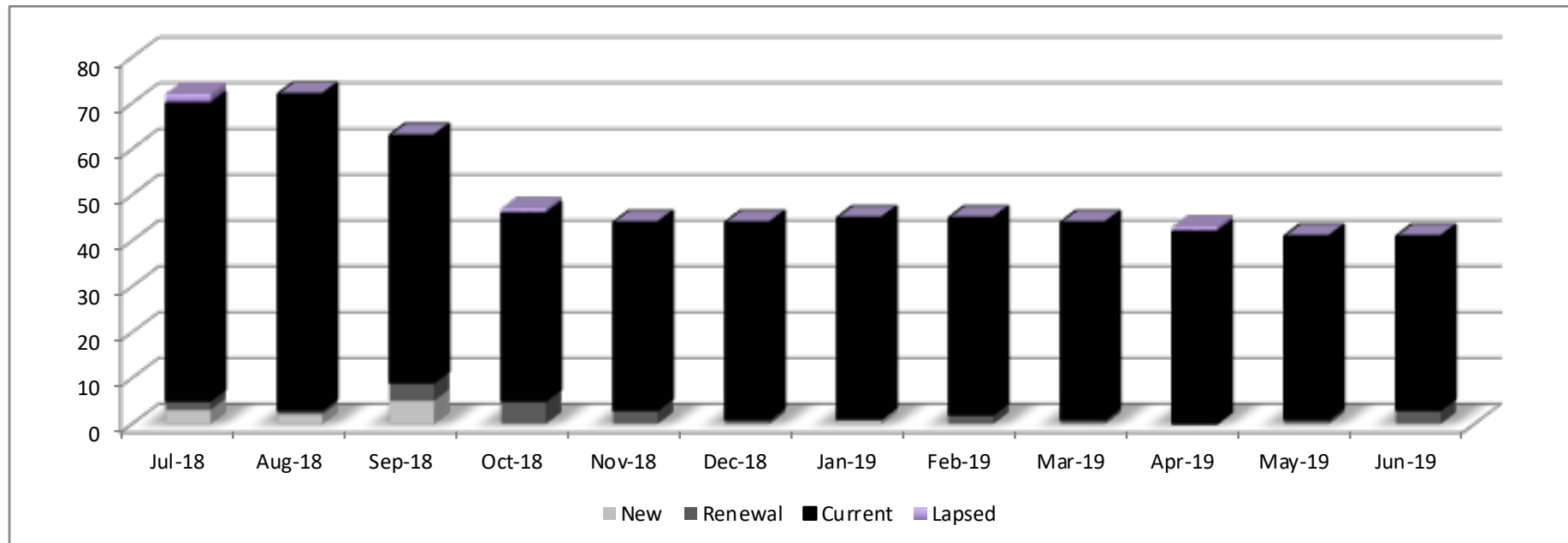
	<i>Jul-19</i>	<i>Aug-19</i>	<i>Sep-19</i>	<i>Oct-19</i>	<i>Nov-19</i>	<i>Dec-19</i>	<i>Jan-20</i>	<i>Feb-20</i>	<i>Mar-20</i>	<i>Apr-20</i>	<i>May-20</i>	<i>Jun-20</i>	<i>Total</i>
<b><i>New</i></b>	0	4	4	0	0	0	0	0	0	0	1	0	9
<b><i>Lapsed</i></b>	0	3	0	0	1	0	0	0	0	0	0	1	5
<b><i>Renewal</i></b>	2	3	0	2	1	1	0	0	3	0	0	2	14
<b><i>Current</i></b>	39	33	39	32	29	30	31	30	27	29	29	27	
<b><i>Total</i></b>	41	43	43	34	31	31	31	30	30	29	30	30	
<b><i>Gain/Loss</i></b>	0	2	0	-9	-3	0	0	-1	0	-1	1	0	<b>-11</b>
<b><i>% Change</i></b>	0.00%	4.88%	0.00%	-20.93%	-8.82%	0.00%	0.00%	-3.23%	0.00%	-3.33%	3.45%	0.00%	<b>-26.83%</b>
<b><i>Non-renew</i></b>	0	5	4	9	4	0	0	1	0	1	0	1	<b>25</b>
	<b><i>YTD # of Student Members Non-Renewals</i></b>												<b>1</b>
	<b><i>YTD % of Renewals (w/o Student Non-Renewals)</i></b>												<b>47.50%</b>

Growth or Retention: Bronze: 1% or 65%; Silver: 2% or 70%; Gold: 3% or 75%; and Diamond: 10% or 80%

# Black Hawk Reading Council

## Yearlong Trend of Total Membership

July 2018 to June 2019

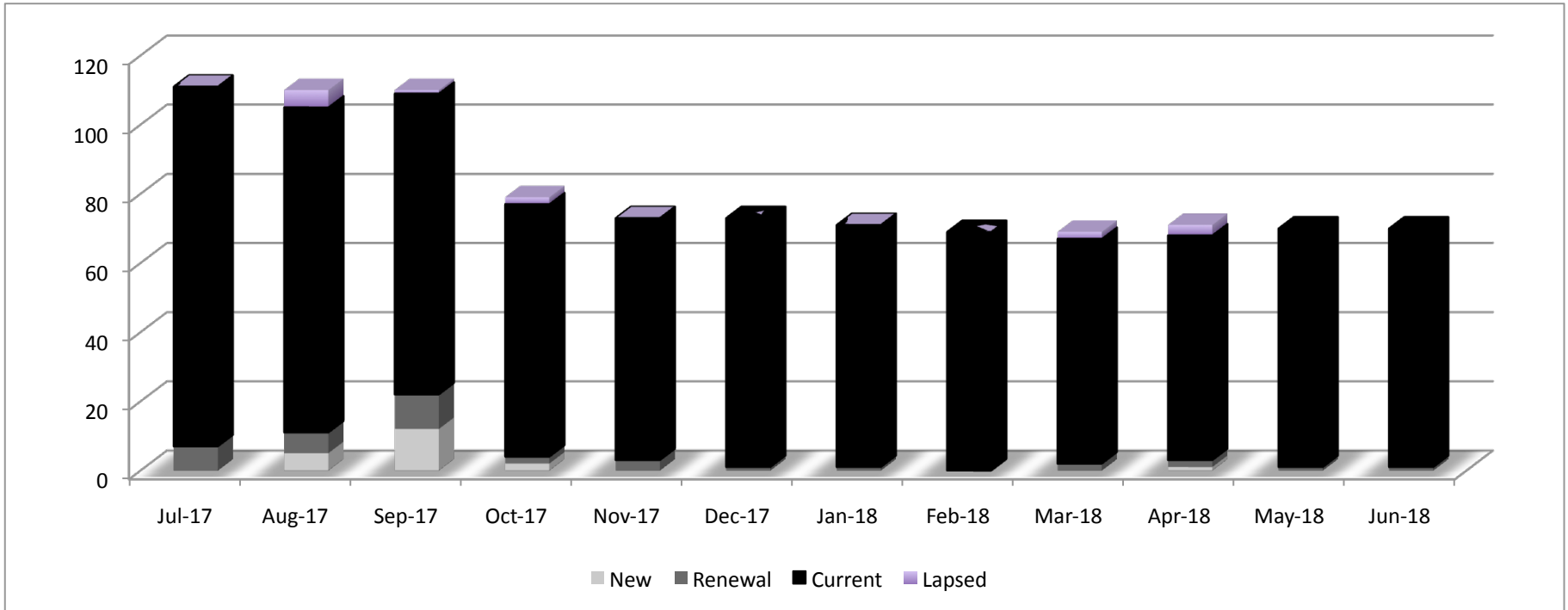


	Jul-18	Aug-18	Sep-18	Oct-18	Nov-18	Dec-18	Jan-19	Feb-19	Mar-19	Apr-19	May-19	Jun-19	Total
<b>New</b>	3	2	5	0	0	0	1	0	0	0	0	0	11
<b>Lapsed</b>	2	0	0	1	0	0	0	0	0	1	0	0	4
<b>Renewal</b>	2	1	4	5	3	1	0	2	1	0	1	3	23
<b>Current</b>	65	69	54	41	41	43	44	43	43	42	40	38	
<b>Total</b>	72	72	63	47	44	44	45	45	44	43	41	41	
<b>Gain/Loss</b>	2	0	-9	-16	-3	0	1	0	-1	-1	-2	0	<b>-29</b>
<b>% Change</b>	2.86%	0.00%	-12.50%	-25.40%	-6.38%	0.00%	2.27%	0.00%	-2.22%	-2.27%	-4.65%	0.00%	<b>-41.43%</b>
<b>Non-renew</b>	3	1	14	17	3	0	0	0	1	2	2	0	<b>43</b>
													<b>YTD # of Student Members Non-Renewals</b>
													<b>5</b>
													<b>YTD % of Renewals (w/o Student Non-Renewals)</b>
													<b>41.54%</b>

Growth or Retention: Bronze: 1% or 65%; Silver: 2% or 70%; Gold: 3% or 75%; and Diamond: 10% or 80%

# Black Hawk Reading Council

## *Yearlong Trend of Total Membership July 2017 to June 2018*

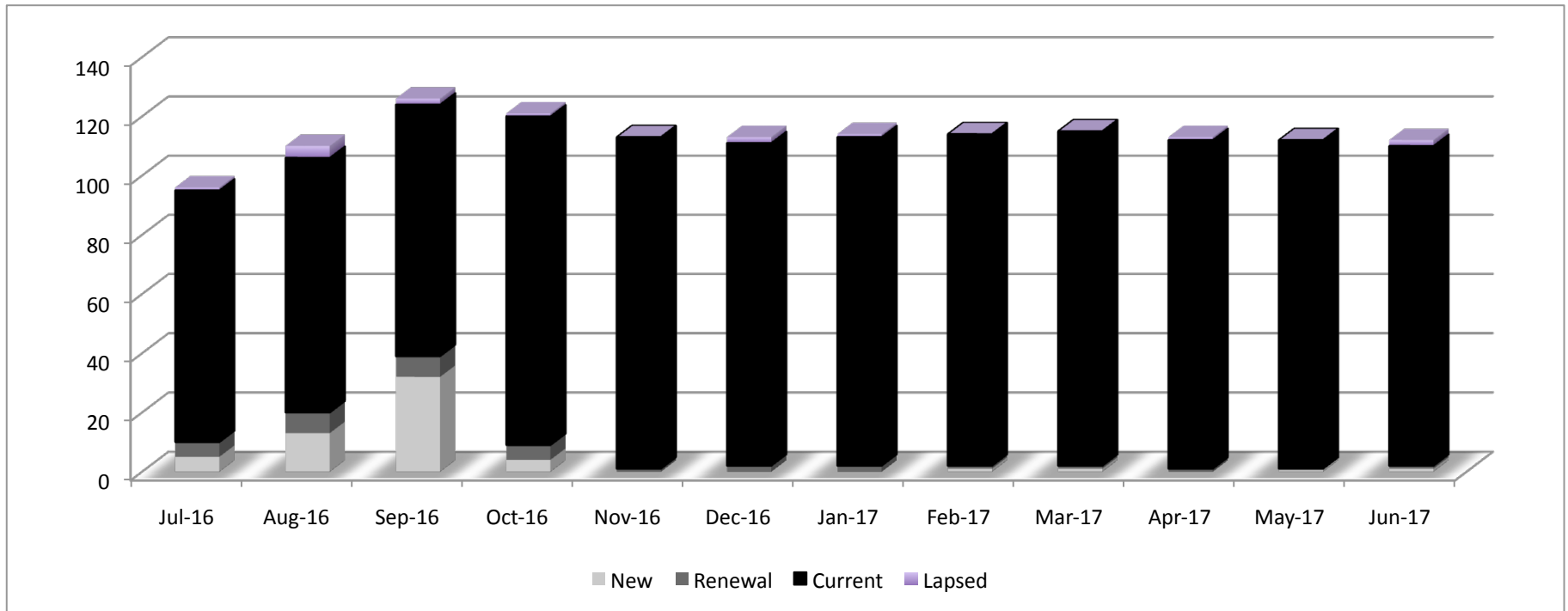


	<i>Jul-17</i>	<i>Aug-17</i>	<i>Sep-17</i>	<i>Oct-17</i>	<i>Nov-17</i>	<i>Dec-17</i>	<i>Jan-18</i>	<i>Feb-18</i>	<i>Mar-18</i>	<i>Apr-18</i>	<i>May-18</i>	<i>Jun-18</i>	<i>Total</i>
<b>New</b>	0	5	12	2	0	0	0	0	0	1	0	0	20
<b>Lapsed</b>	0	5	1	2	0	0	0	0	2	3	0	0	13
<b>Renewal</b>	7	6	10	2	3	1	1	0	2	2	1	1	36
<b>Current</b>	104	94	87	73	70	72	70	69	65	65	69	69	
<b>Total</b>	111	110	110	79	73	73	71	69	69	71	70	70	
<b>Gain/Loss</b>	-1	-1	0	-31	-6	0	-2	-2	0	2	-1	0	-42
<b>% Change</b>	-0.89%	-0.90%	0.00%	-28.18%	-7.59%	0.00%	-2.74%	-2.82%	0.00%	2.90%	-1.41%	0.00%	-37.50%
<b>Non-renew</b>	1	11	13	35	6	0	2	2	2	2	1	0	75
	<b>YTD # of Student Members Non-Renewals</b>												<b>16</b>
	<b>YTD % of Renewals (w/o Student Non-Renewals)</b>												<b>51.04%</b>

Growth or Retention: Bronze: 1% or 65%; Silver: 2% or 70%; Gold: 3% or 75%; and Diamond: 10% or 80%

# Black Hawk Reading Council

## *Yearlong Trend of Total Membership July 2016 to June 2017*



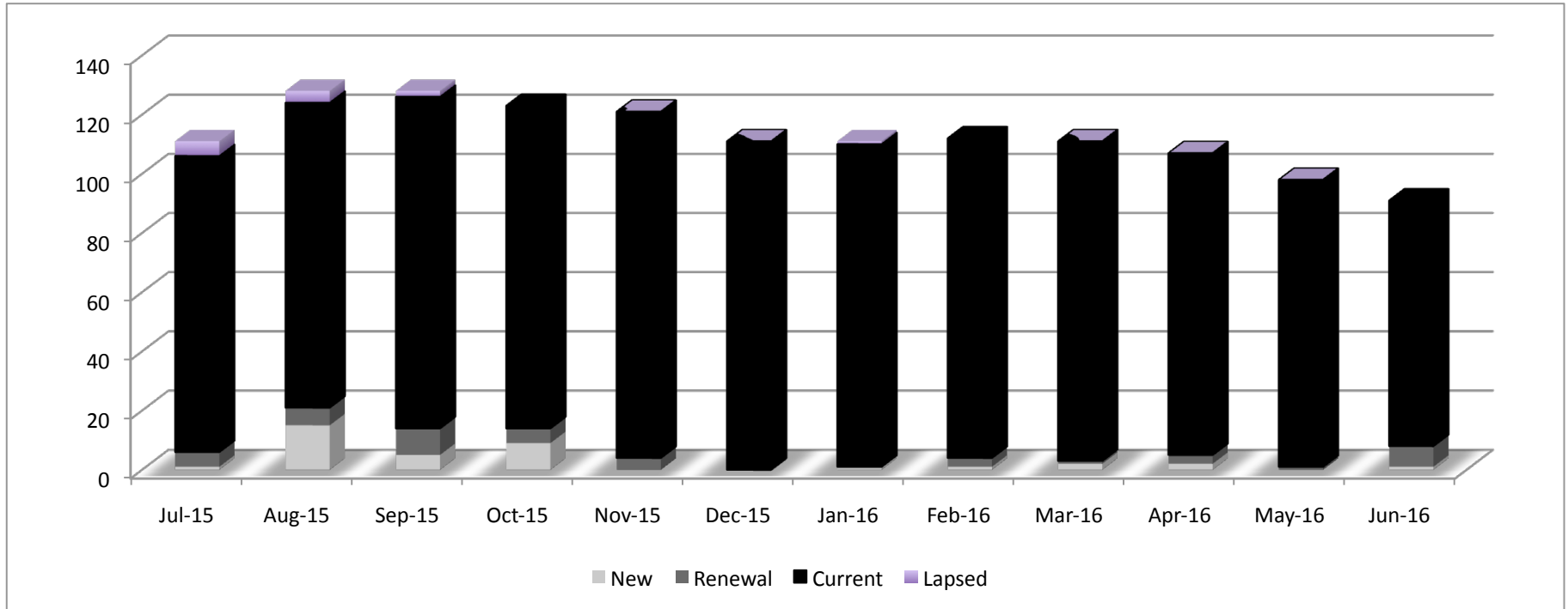
	<i>Jul-16</i>	<i>Aug-16</i>	<i>Sep-16</i>	<i>Oct-16</i>	<i>Nov-16</i>	<i>Dec-16</i>	<i>Jan-17</i>	<i>Feb-17</i>	<i>Mar-17</i>	<i>Apr-17</i>	<i>May-17</i>	<i>Jun-17</i>	<i>Total</i>
<b><i>New</i></b>	5	13	32	4	0	0	0	1	1	0	1	1	58
<b><i>Lapsed</i></b>	1	4	2	1	0	2	1	0	0	1	0	2	14
<b><i>Renewal</i></b>	5	7	7	5	1	2	2	1	1	1	0	1	33
<b><i>Current</i></b>	85	86	85	111	112	109	111	112	113	111	111	108	
<b><i>Total</i></b>	96	110	126	121	113	113	114	114	115	113	112	112	
<b><i>Gain/Loss</i></b>	5	14	16	-5	-8	0	1	0	1	-2	-1	0	21
<b><i>% Change</i></b>	5.49%	14.58%	14.55%	-3.97%	-6.61%	0.00%	0.88%	0.00%	0.88%	-1.74%	-0.88%	0.00%	23.08%
<b><i>Non-renew</i></b>	1	3	18	10	8	2	0	1	0	3	2	3	51
	<b><i>YTD # of Student Members Non-Renewals</i></b>												<b>0</b>
	<b><i>YTD % of Renewals (w/o Student Non-Renewals)</i></b>												<b>51.65%</b>

Growth or Retention: Bronze \$50: 1% or 65%; Silver \$75: 2% or 70%; Gold \$100: 3% or 75%; and Diamond \$200: 10% or 80%



# Black Hawk Reading Council

## Yearlong Trend of Total Membership July 2015 to June 2016

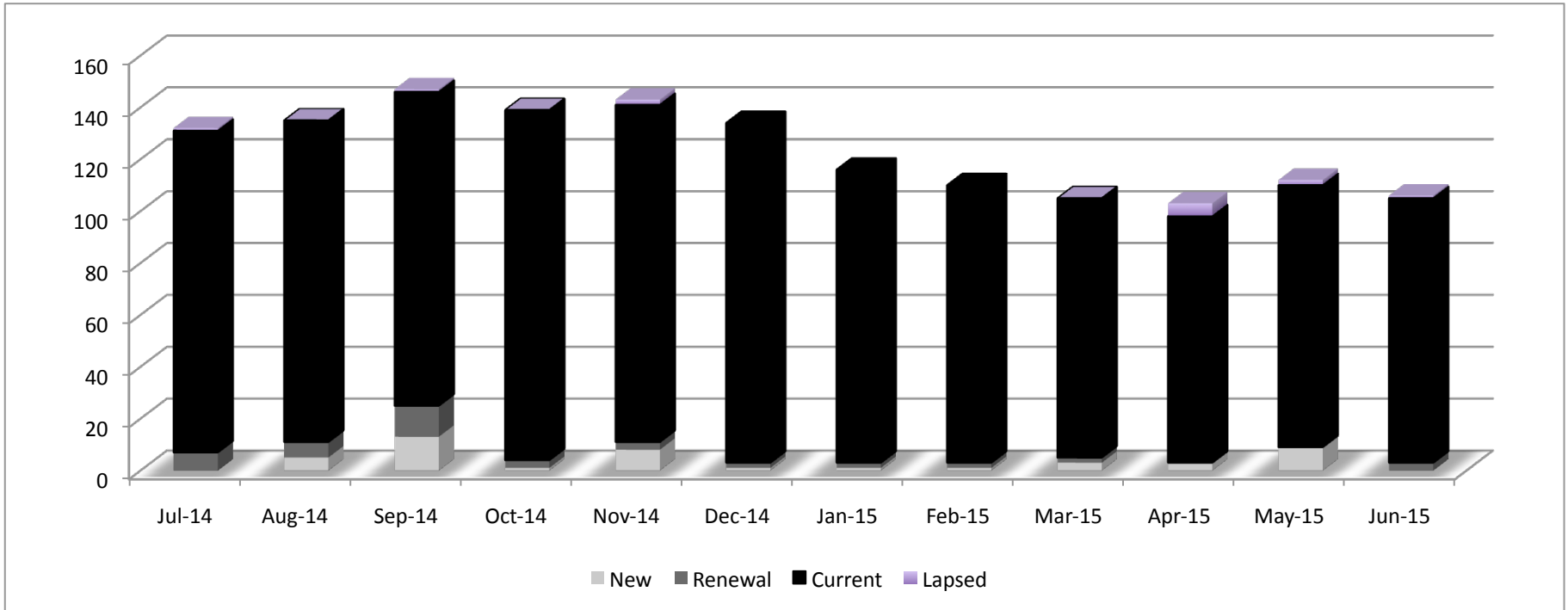


	Jul-15	Aug-15	Sep-15	Oct-15	Nov-15	Dec-15	Jan-16	Feb-16	Mar-16	Apr-16	May-16	Jun-16	Total
<b>New</b>	1	15	5	9	0	0	1	1	2	2	0	1	37
<b>Lapsed</b>	5	4	2	0	0	0	1	0	0	0	0	0	12
<b>Renewal</b>	5	6	9	5	4	0	0	3	1	3	1	7	44
<b>Current</b>	100	103	112	109	117	111	109	108	108	102	97	83	
<b>Total</b>	111	128	128	123	121	111	111	112	111	107	98	91	
<b>Gain/Loss</b>	5	17	0	-5	-2	-10	0	1	-1	-4	-9	-7	<b>-15</b>
<b>% Change</b>	4.72%	15.32%	0.00%	-3.91%	-1.63%	-8.26%	0.00%	0.90%	-0.89%	-3.60%	-8.41%	-7.14%	<b>-14.15%</b>
<b>Non-renew</b>	1	2	7	14	2	10	2	0	3	6	9	8	<b>64</b>
	<b>YTD # of Student Members Non-Renewals</b>												<b>5</b>
	<b>YTD % of Renewals (w/o Student Non-Renewals)</b>												<b>55.45%</b>

Growth or Retention: Bronze \$50: 1% or 65%; Silver \$75: 2% or 70%; Gold \$100: 3% or 75%; and Diamond \$200: 10% or 80%

# Black Hawk Reading Council

## *Yearlong Trend of Total Membership July 2014 to June 2015*

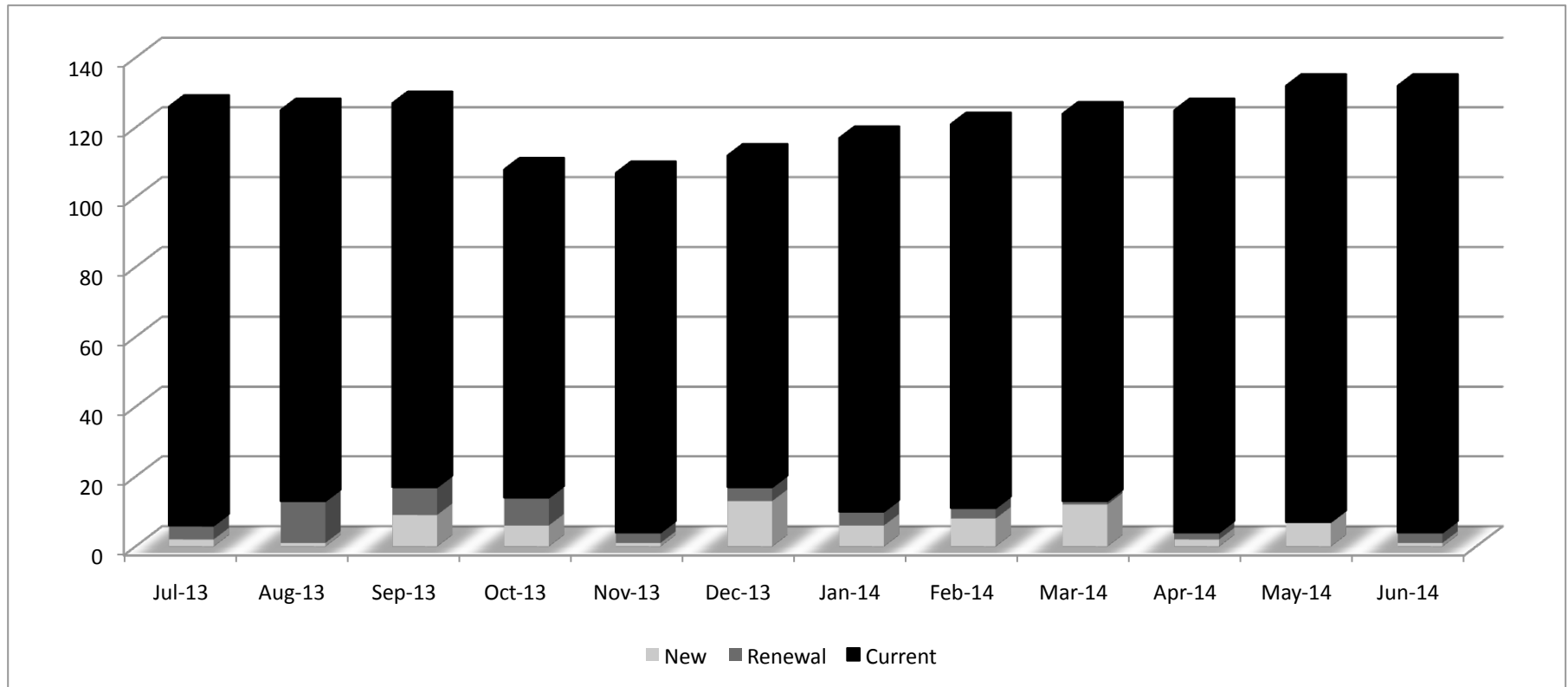


	<i>Jul-14</i>	<i>Aug-14</i>	<i>Sep-14</i>	<i>Oct-14</i>	<i>Nov-14</i>	<i>Dec-14</i>	<i>Jan-15</i>	<i>Feb-15</i>	<i>Mar-15</i>	<i>Apr-15</i>	<i>May-15</i>	<i>Jun-15</i>	<i>Total</i>
<b><i>New</i></b>	0	5	13	1	8	1	1	1	3	3	9	0	45
<b><i>Lapsed</i></b>	1	0	1	0	2	0	0	0	0	5	2	1	12
<b><i>Renewal</i></b>	7	6	12	3	3	2	2	2	2	0	0	3	42
<b><i>Current</i></b>	124	124	121	135	130	131	113	107	100	95	101	102	
<b><i>Total</i></b>	132	135	147	139	143	134	116	110	105	103	112	106	
<b><i>Gain/Loss</i></b>	0	3	12	-8	4	-9	-18	-6	-5	-2	9	-6	<b>-26</b>
<b><i>% Change</i></b>	0.00%	2.27%	8.89%	-5.44%	2.88%	-6.29%	-13.43%	-5.17%	-4.55%	-1.90%	8.74%	-5.36%	<b>-19.70%</b>
<b><i>Non-renew</i></b>	1	2	2	9	6	10	19	7	8	10	2	7	<b>83</b>
	<b><i>YTD # of Student Members Non-Renewals</i></b>												<b>7</b>
	<b><i>YTD % of Renewals (w/o Student Non-Renewals)</i></b>												<b>43.20%</b>

Growth or Retention: Bronze \$50: 1% or 65%; Silver \$75: 2% or 70%; Gold \$100: 3% or 75%; and Diamond \$200: 10% or 80%

# Black Hawk Reading Council

## *Yearlong Trend of Total Membership July 2013 to June 2014*

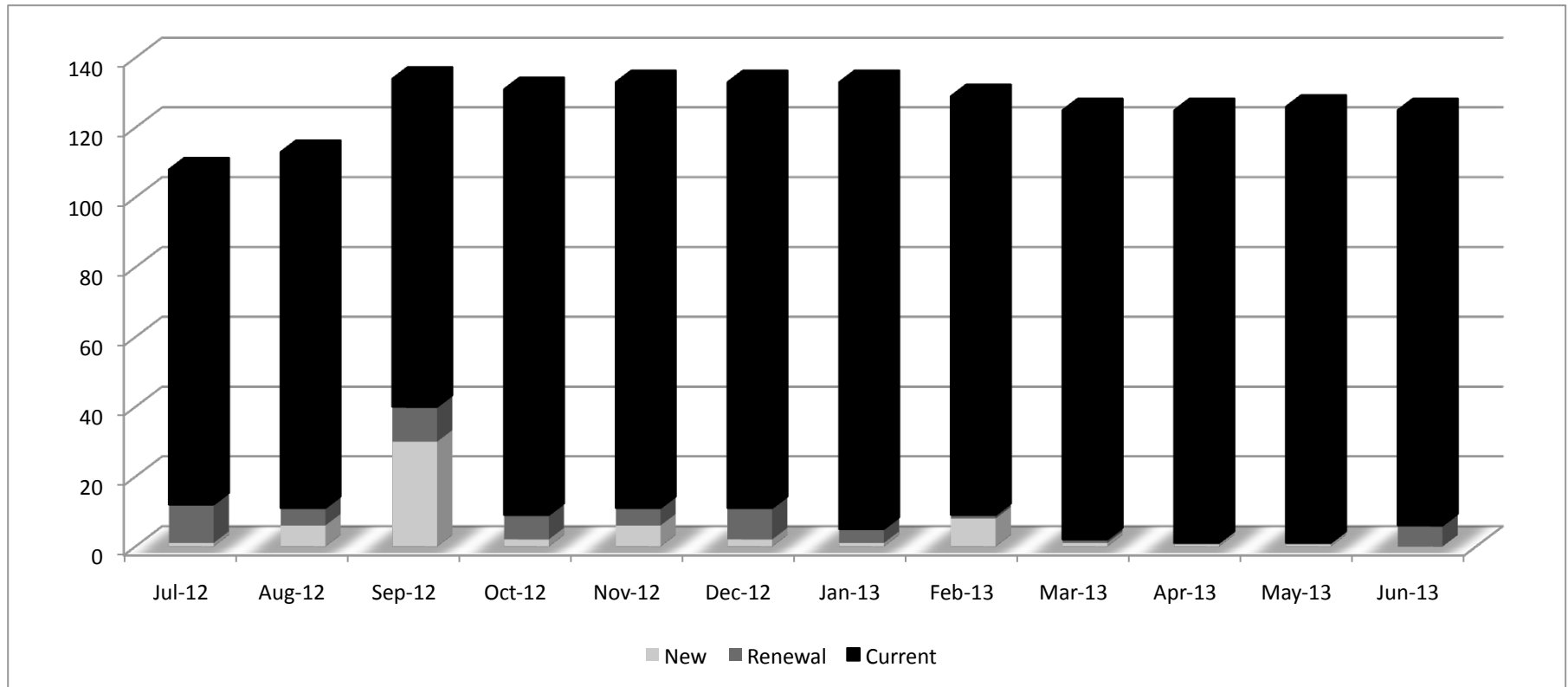


	<i>Jul-13</i>	<i>Aug-13</i>	<i>Sep-13</i>	<i>Oct-13</i>	<i>Nov-13</i>	<i>Dec-13</i>	<i>Jan-14</i>	<i>Feb-14</i>	<i>Mar-14</i>	<i>Apr-14</i>	<i>May-14</i>	<i>Jun-14</i>	<i>Total</i>
<b><i>New</i></b>	2	1	9	6	1	13	6	8	12	2	7	1	68
<b><i>Renewal</i></b>	4	12	8	8	3	4	4	3	1	2	0	3	52
<b><i>Current</i></b>	120	112	110	94	103	95	107	110	111	121	125	128	
<b><i>Total</i></b>	126	125	127	108	107	112	117	121	124	125	132	132	
<b><i>Gain/Loss</i></b>	1	-1	2	-19	-1	5	5	4	3	1	7	0	7
<b><i>% Change</i></b>	0.80%	-0.79%	1.60%	-14.96%	-0.93%	4.67%	4.46%	3.42%	2.48%	0.81%	5.60%	0.00%	5.60%
<b><i>Non-renew</i></b>	1	2	7	25	2	8	1	4	9	1	0	1	61

Membership Growth: 1% Bronze = \$50, 2% Silver = \$75, 3% Gold = \$100, and 10% Diamond = \$200

# Black Hawk Reading Council

## *Yearlong Trend of Total Membership July 2012 to June 2013*

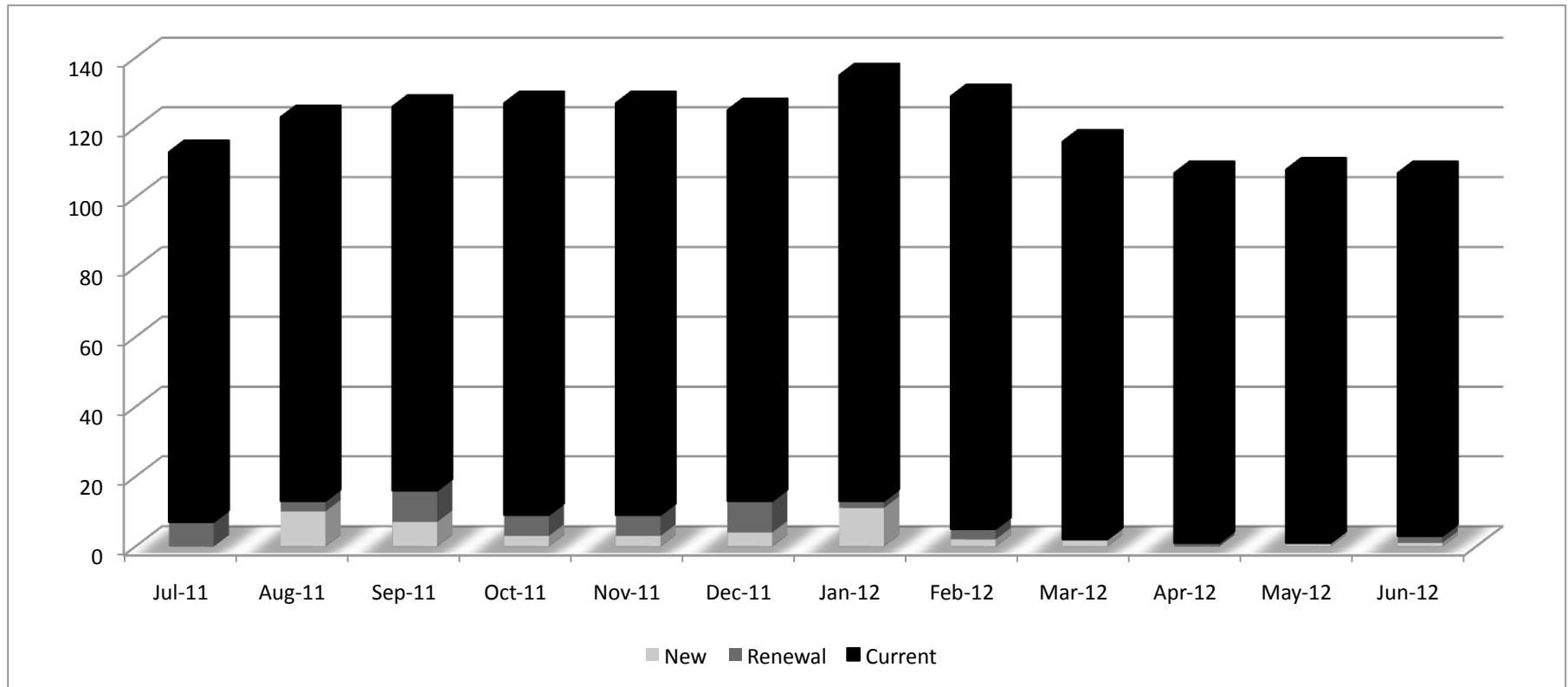


	<i>Jul-12</i>	<i>Aug-12</i>	<i>Sep-12</i>	<i>Oct-12</i>	<i>Nov-12</i>	<i>Dec-12</i>	<i>Jan-13</i>	<i>Feb-13</i>	<i>Mar-13</i>	<i>Apr-13</i>	<i>May-13</i>	<i>Jun-13</i>	<i>Total</i>
<b><i>New</i></b>	1	6	30	2	6	2	1	8	1	1	1	0	59
<b><i>Renewal</i></b>	11	5	10	7	5	9	4	1	1	0	0	6	59
<b><i>Current</i></b>	96	102	94	122	122	122	128	120	123	124	125	119	
<b>Total</b>	108	113	134	131	133	133	133	129	125	125	126	125	
<b><i>Gain/Loss</i></b>	1	5	21	-3	2	0	0	-4	-4	0	1	-1	<b>18</b>
<b><i>% Change</i></b>	0.93%	4.63%	18.58%	-2.24%	1.53%	0.00%	0.00%	-3.01%	-3.10%	0.00%	0.80%	-0.79%	<b>16.82%</b>
<b><i>Non-renew</i></b>	0	1	9	5	4	2	1	12	5	1	0	1	<b>41</b>

Membership Growth: 1% Bronze = \$50, 2% Silver = \$75, 3% Gold = \$100, and 10% Diamond = \$200

# Black Hawk Reading Council

## *Yearlong Trend of Total Membership July 2011 to June 2012*

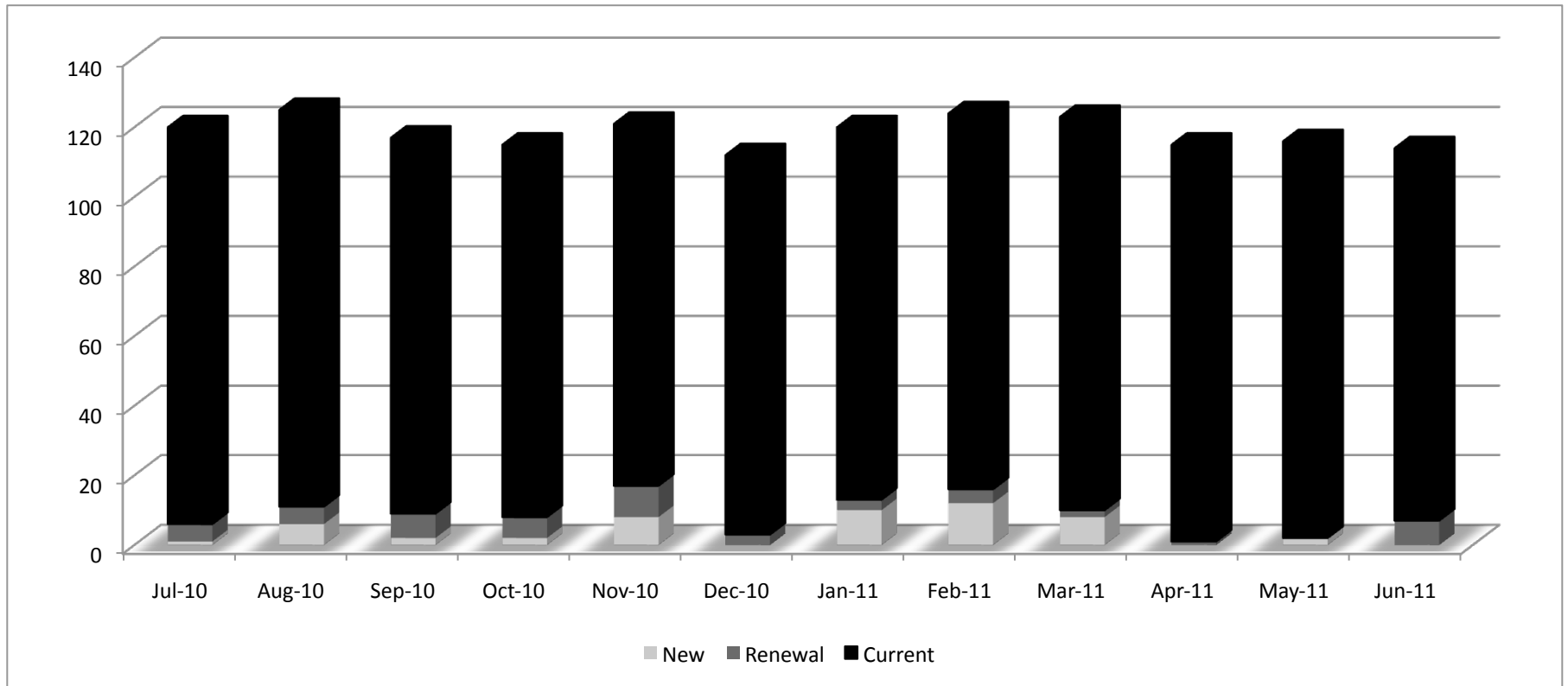


	<i>Jul-11</i>	<i>Aug-11</i>	<i>Sep-11</i>	<i>Oct-11</i>	<i>Nov-11</i>	<i>Dec-11</i>	<i>Jan-12</i>	<i>Feb-12</i>	<i>Mar-12</i>	<i>Apr-12</i>	<i>May-12</i>	<i>Jun-12</i>	<i>Total</i>
<b>New</b>	0	10	7	3	3	4	11	2	2	0	1	1	44
<b>Renewal</b>	7	3	9	6	6	9	2	3	0	1	0	2	48
<b>Current</b>	106	110	110	118	118	112	122	124	114	106	107	104	
<b>Total</b>	113	123	126	127	127	125	135	129	116	107	108	107	
<b>Gain/Loss</b>	-1	10	3	1	0	-2	10	-6	-13	-9	1	-1	-7
<b>% Change</b>	-0.88%	8.85%	2.44%	0.79%	0.00%	-1.57%	8.00%	-4.44%	-10.08%	-7.76%	0.93%	-0.93%	-6.14%
<b>Non-renew</b>	1	0	4	2	3	6	1	8	15	9	0	2	51

Membership Growth: 1% Bronze = \$50, 2% Silver = \$75, 3% Gold = \$100, and 10% Diamond = \$200

# Black Hawk Reading Council

## *Yearlong Trend of Total Membership July 2010 to June 2011*



	<i>Jul-10</i>	<i>Aug-10</i>	<i>Sep-10</i>	<i>Oct-10</i>	<i>Nov-10</i>	<i>Dec-10</i>	<i>Jan-11</i>	<i>Feb-11</i>	<i>Mar-11</i>	<i>Apr-11</i>	<i>May-11</i>	<i>Jun-11</i>	<i>Total</i>
<b>New</b>	1	6	2	2	8	0	10	12	8	0	2	0	51
<b>Renewal</b>	5	5	7	6	9	3	3	4	2	1	0	7	52
<b>Current</b>	114	114	108	107	104	109	107	108	113	114	114	107	
<b>Total</b>	120	125	117	115	121	112	120	124	123	115	116	114	
<b>Gain/Loss</b>	1	5	-8	-2	6	-9	8	4	-1	-8	1	-2	-5
<b>% Change</b>	0.84%	4.17%	-6.40%	-1.71%	5.22%	-7.44%	7.14%	3.33%	-0.81%	-6.50%	0.87%	-1.72%	-4.20%
<b>Non-renew</b>	0	1	10	4	2	9	2	8	9	8	1	2	56