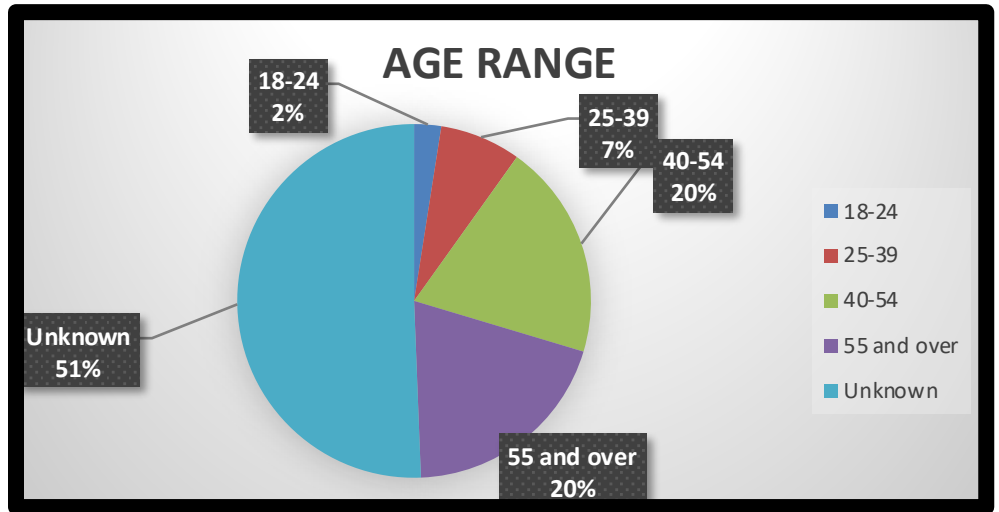


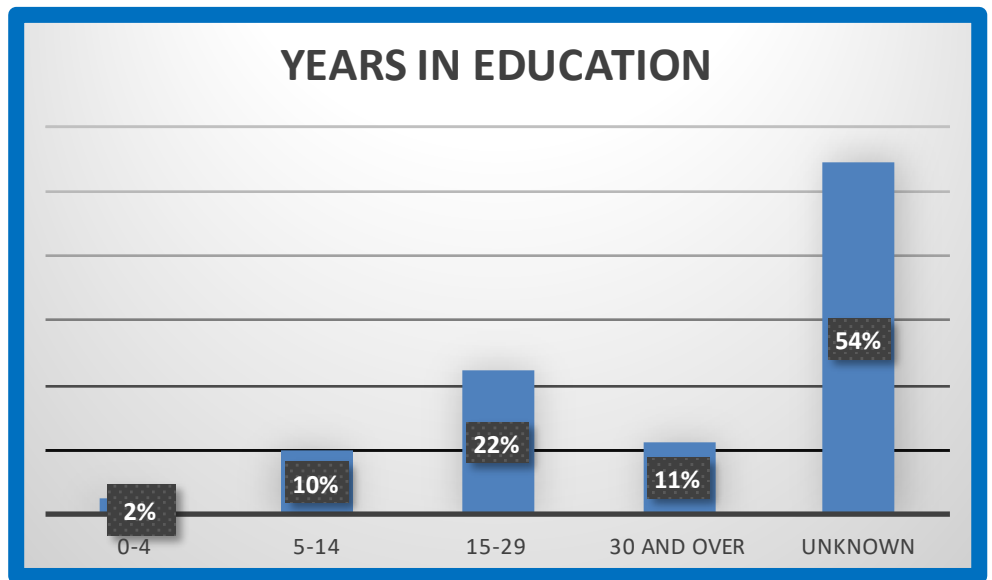
# MEMBERSHIP ANALYSIS REPORT FOR WILL COUNTY

**Current Membership 81**

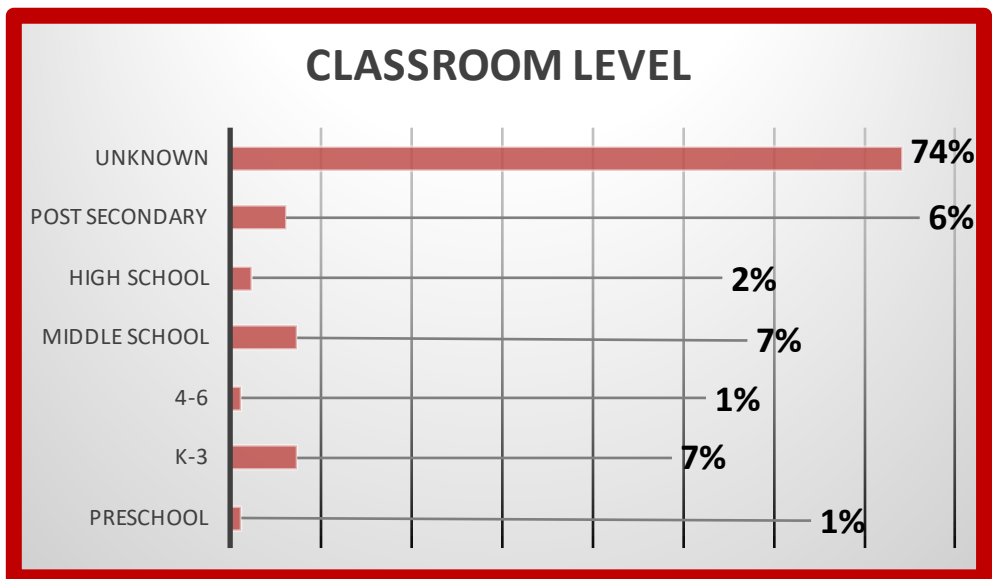
AGE RANGE		
18-24	2	2%
25-39	6	7%
40-54	16	20%
55 and over	16	20%
Unknown	41	51%
	<b>81</b>	<b>100%</b>



YEARS IN EDUCATION		
0-4	2	2%
5-14	8	10%
15-29	18	22%
30 and over	9	11%
Unknown	44	54%
	<b>81</b>	<b>100%</b>



CLASSROOM LEVEL		
Preschool	1	1%
K-3	6	7%
4-6	1	1%
Middle School	6	7%
High School	2	2%
Post Secondary	5	6%
Unknown	60	74%
	<b>81</b>	<b>100%</b>



# MEMBERSHIP ANALYSIS REPORT FOR WILL COUNTY

ADMINISTRATOR OR OTHER		
Curr/Reading	4	8%
Principal	2	4%
Superintendent	0	0%
Librarian	3	6%
Spec Ed	12	24%
Gift/Talent	0	0%
Title I/Remedial	3	6%
Read Specialist	12	24%
Retired	5	10%
Other	8	16%
	<b>49</b>	<b>100%</b>

PROFESSIONAL AREAS OF INTEREST		
Administration	6	7%
Adult Literacy	2	2%
Affective Reading	11	14%
Assessment	18	22%
Children's Lit	17	21%
Comprehension	17	21%
Content Area	12	15%
Family Literacy	9	11%
Holistic Reading	3	4%
Multilingual	8	10%
Newspaper in Ed	3	4%
Parents & Read	9	11%
Read for Gifted	2	2%
Research	14	17%
Study Skills	6	7%
Teacher Ed	13	16%
Technology	8	10%
Title I	0	0%
Young Adult Lit	10	12%
YA Writing	6	7%

