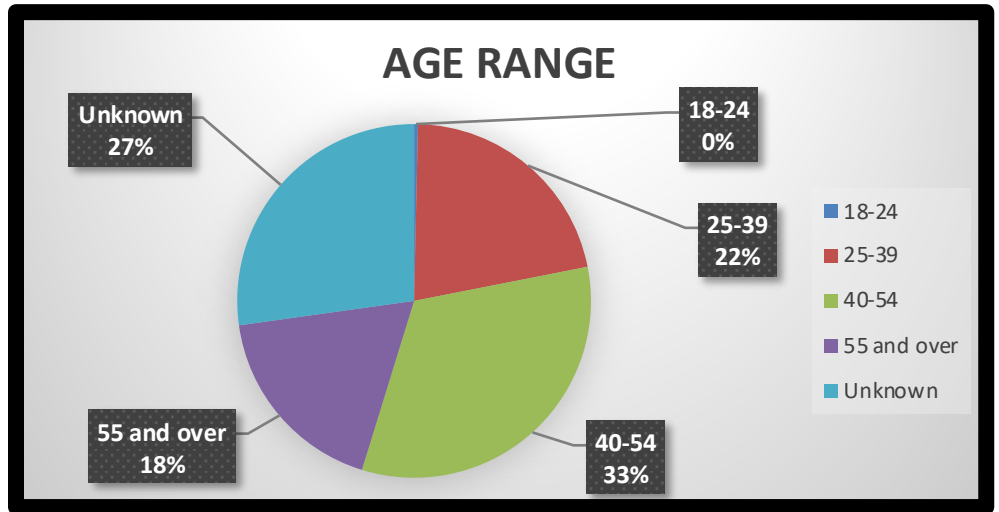


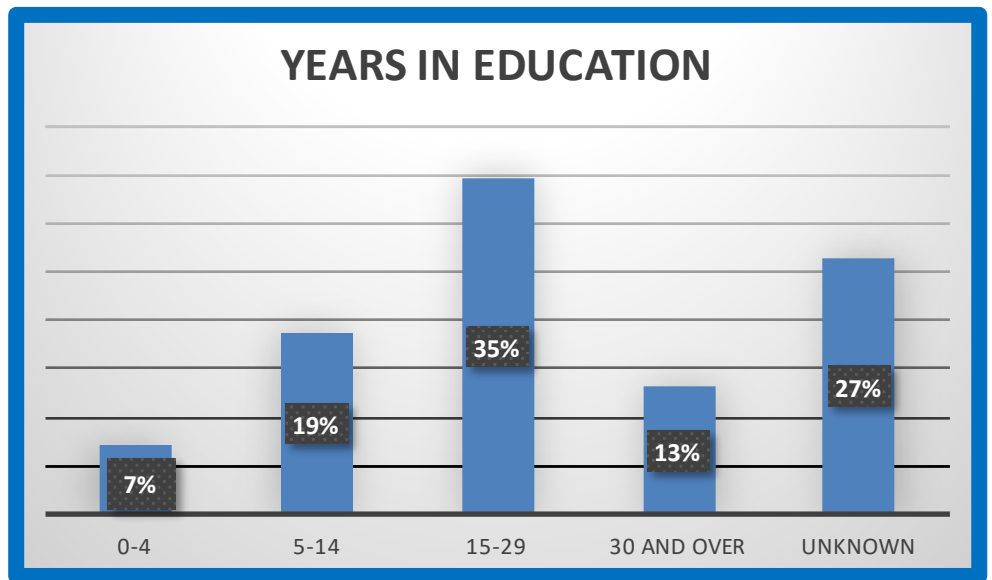
MEMBERSHIP ANALYSIS REPORT FOR SCIRA

Current Membership 283

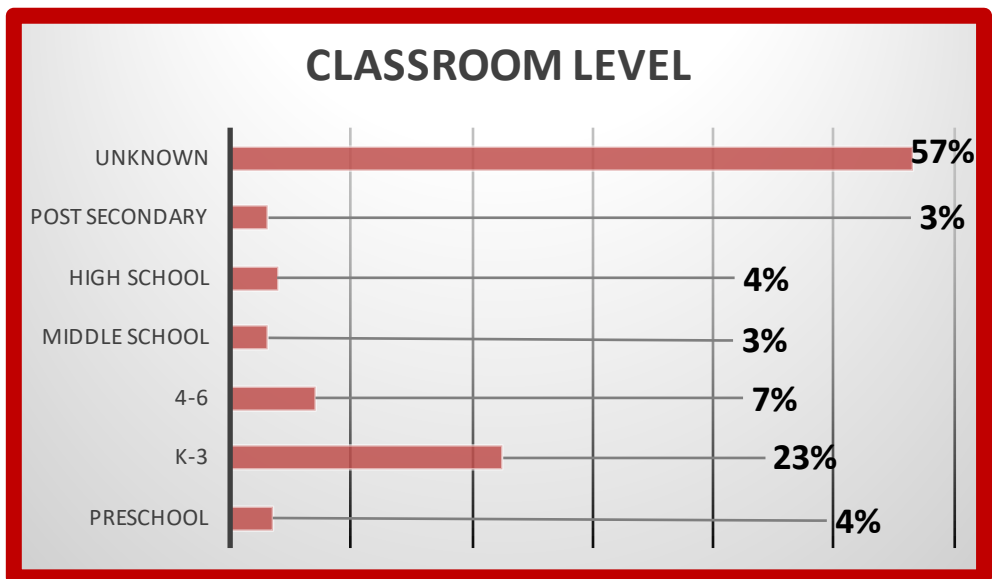
AGE RANGE		
18-24	1	0%
25-39	61	22%
40-54	93	33%
55 and over	51	18%
Unknown	77	27%
283	100%	



YEARS IN EDUCATION		
0-4	20	7%
5-14	53	19%
15-29	98	35%
30 and over	37	13%
Unknown	75	27%
283	100%	



CLASSROOM LEVEL		
Preschool	10	4%
K-3	64	23%
4-6	20	7%
Middle School	9	3%
High School	11	4%
Post Secondary	9	3%
Unknown	160	57%
283	100%	



MEMBERSHIP ANALYSIS REPORT FOR SCIRA

ADMINISTRATOR OR OTHER		
Curr/Reading	28	15%
Principal	9	5%
Superintendent	0	0%
Librarian	2	1%
Spec Ed	41	22%
Gift/Talent	3	2%
Title I/Remedial	8	4%
Read Specialist	41	22%
Retired	8	4%
Other	47	25%
	187	100%

PROFESSIONAL AREAS OF INTEREST		
Administration	36	13%
Adult Literacy	11	4%
Affective Reading	39	14%
Assessment	79	28%
Children's Lit	93	33%
Comprehension	107	38%
Content Area	60	21%
Family Literacy	49	17%
Holistic Reading	18	6%
Multilingual	100	35%
Newspaper in Ed	11	4%
Parents & Read	31	11%
Read for Gifted	24	8%
Research	46	16%
Study Skills	20	7%
Teacher Ed	65	23%
Technology	39	14%
Title I	0	0%
Young Adult Lit	33	12%
YA Writing	34	12%

