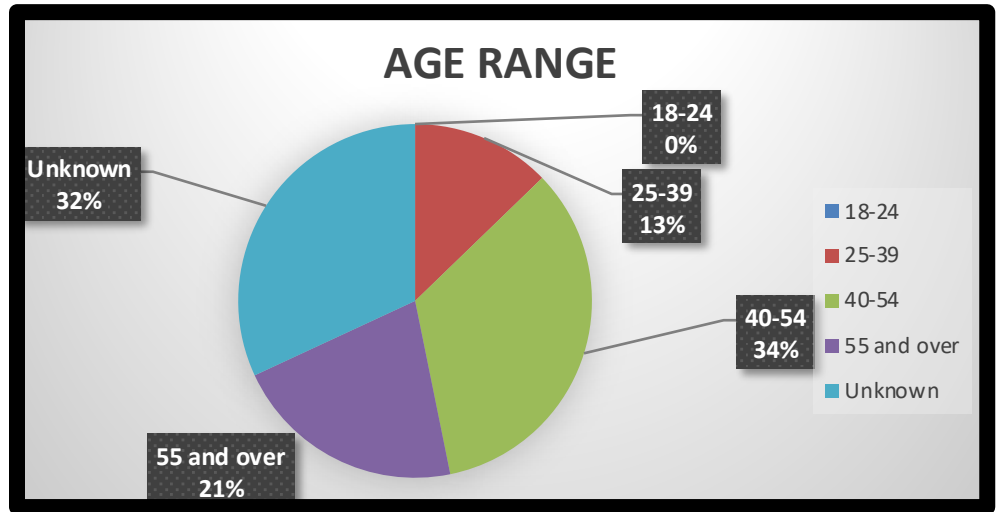


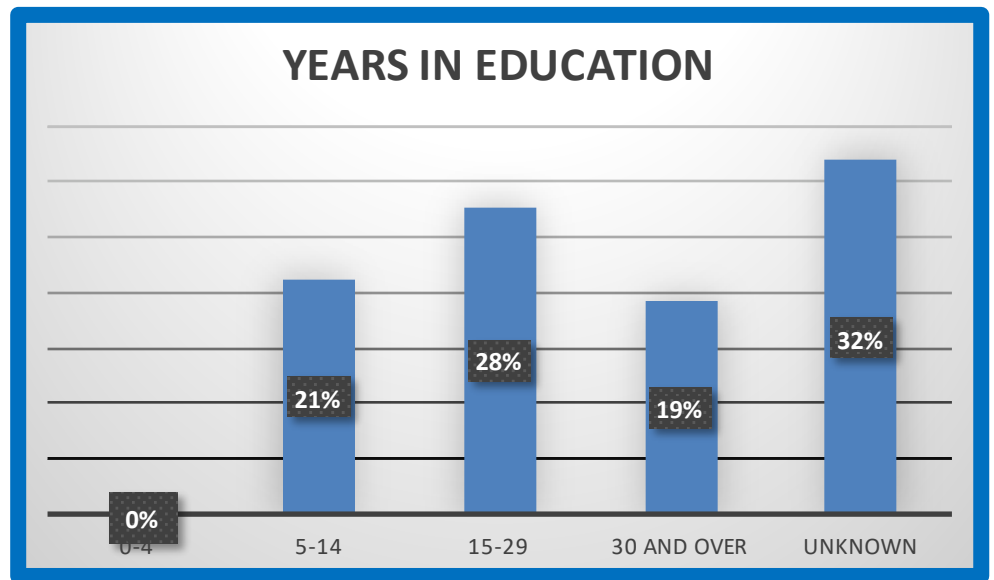
# MEMBERSHIP ANALYSIS REPORT FOR MID-STATE

**Current Membership 47**

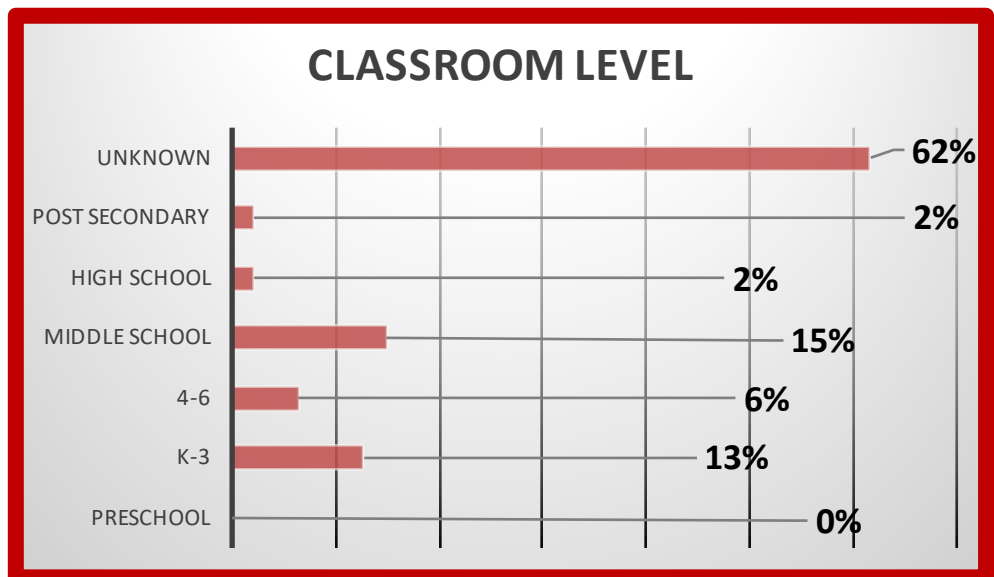
AGE RANGE		
18-24	0	0%
25-39	6	13%
40-54	16	34%
55 and over	10	21%
Unknown	15	32%
	<b>47</b>	<b>100%</b>



YEARS IN EDUCATION		
0-4	0	0%
5-14	10	21%
15-29	13	28%
30 and over	9	19%
Unknown	15	32%
	<b>47</b>	<b>100%</b>



CLASSROOM LEVEL		
Preschool	0	0%
K-3	6	13%
4-6	3	6%
Middle School	7	15%
High School	1	2%
Post Secondary	1	2%
Unknown	29	62%
	<b>47</b>	<b>100%</b>



# MEMBERSHIP ANALYSIS REPORT FOR MID-STATE

ADMINISTRATOR OR OTHER		
Curr/Reading	2	8%
Principal	1	4%
Superintendent	0	0%
Librarian	6	25%
Spec Ed	2	8%
Gift/Talent	0	0%
Title I/Remedial	2	8%
Read Specialist	2	8%
Retired	2	8%
Other	7	29%
	<b>24</b>	<b>100%</b>

PROFESSIONAL AREAS OF INTEREST		
Administration	3	6%
Adult Literacy	3	6%
Affective Reading	1	2%
Assessment	6	13%
Children's Lit	23	49%
Comprehension	13	28%
Content Area	10	21%
Family Literacy	9	19%
Holistic Reading	2	4%
Multilingual	5	11%
Newspaper in Ed	1	2%
Parents & Read	7	15%
Read for Gifted	5	11%
Research	5	11%
Study Skills	3	6%
Teacher Ed	7	15%
Technology	4	9%
Title I	0	0%
Young Adult Lit	14	30%
YA Writing	8	17%

