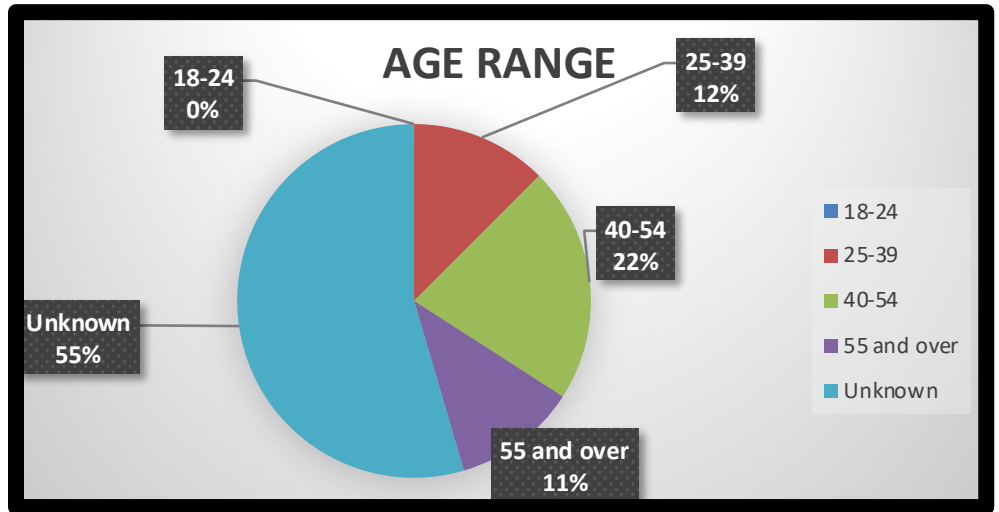


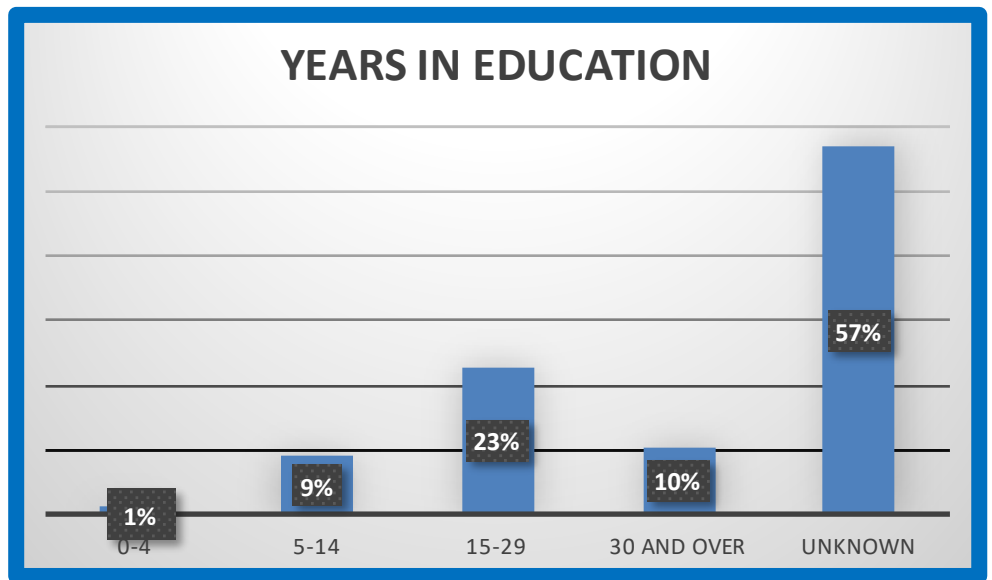
MEMBERSHIP ANALYSIS REPORT FOR LEWIS AND CLARK

Current Membership 88

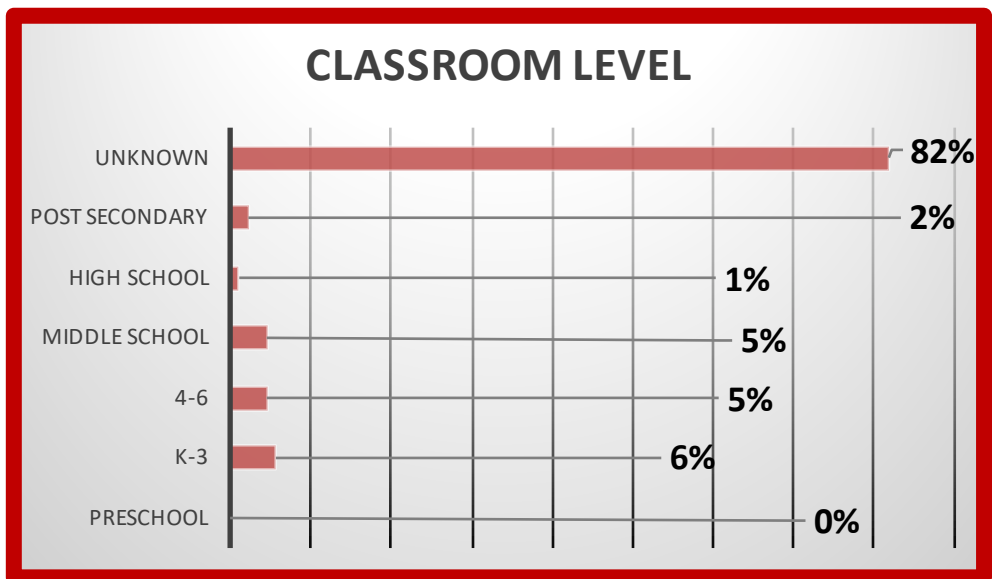
| AGE RANGE | | |
|-------------|-----------|-------------|
| 18-24 | 0 | 0% |
| 25-39 | 11 | 13% |
| 40-54 | 19 | 22% |
| 55 and over | 10 | 11% |
| Unknown | 48 | 55% |
| | 88 | 100% |



| YEARS IN EDUCATION | | |
|--------------------|-----------|-------------|
| 0-4 | 1 | 1% |
| 5-14 | 8 | 9% |
| 15-29 | 20 | 23% |
| 30 and over | 9 | 10% |
| Unknown | 50 | 57% |
| | 88 | 100% |



| CLASSROOM LEVEL | | |
|-----------------|-----------|-------------|
| Preschool | 0 | 0% |
| K-3 | 5 | 6% |
| 4-6 | 4 | 5% |
| Middle School | 4 | 5% |
| High School | 1 | 1% |
| Post Secondary | 2 | 2% |
| Unknown | 72 | 82% |
| | 88 | 100% |



MEMBERSHIP ANALYSIS REPORT FOR LEWIS AND CLARK

| ADMINISTRATOR OR OTHER | | |
|------------------------|-----------|-------------|
| Curr/Reading | 0 | 0% |
| Principal | 0 | 0% |
| Superintendent | 1 | 3% |
| Librarian | 4 | 11% |
| Spec Ed | 7 | 19% |
| Gift/Talent | 0 | 0% |
| Title I/Remedial | 8 | 22% |
| Read Specialist | 7 | 19% |
| Retired | 4 | 11% |
| Other | 5 | 14% |
| | 36 | 100% |

| PROFESSIONAL AREAS OF INTEREST | | |
|--------------------------------|----|-----|
| Administration | 1 | 1% |
| Adult Literacy | 3 | 3% |
| Affective Reading | 9 | 10% |
| Assessment | 10 | 11% |
| Children's Lit | 24 | 27% |
| Comprehension | 18 | 20% |
| Content Area | 11 | 13% |
| Family Literacy | 14 | 16% |
| Holistic Reading | 2 | 2% |
| Multilingual | 3 | 3% |
| Newspaper in Ed | 1 | 1% |
| Parents & Read | 11 | 13% |
| Read for Gifted | 4 | 5% |
| Research | 7 | 8% |
| Study Skills | 5 | 6% |
| Teacher Ed | 12 | 14% |
| Technology | 8 | 9% |
| Title I | 0 | 0% |
| Young Adult Lit | 16 | 18% |
| YA Writing | 8 | 9% |

