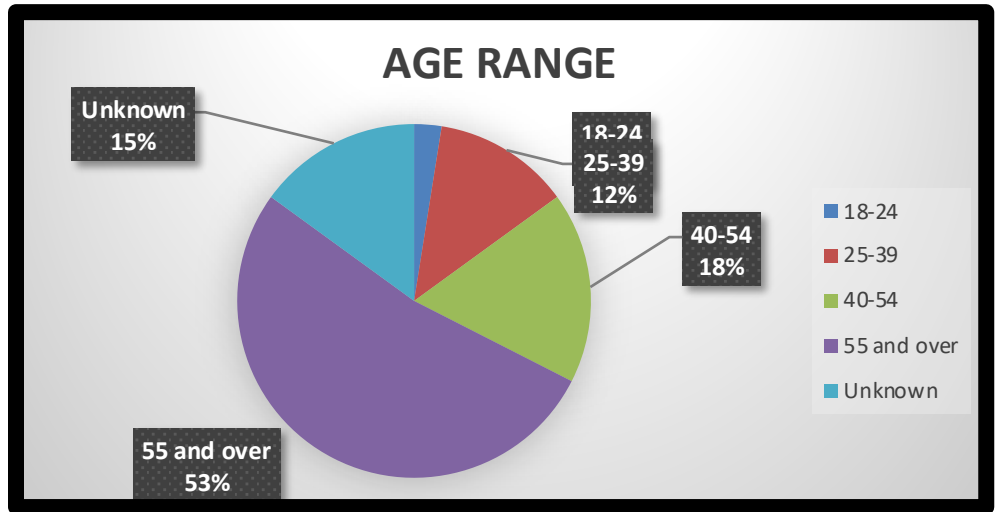


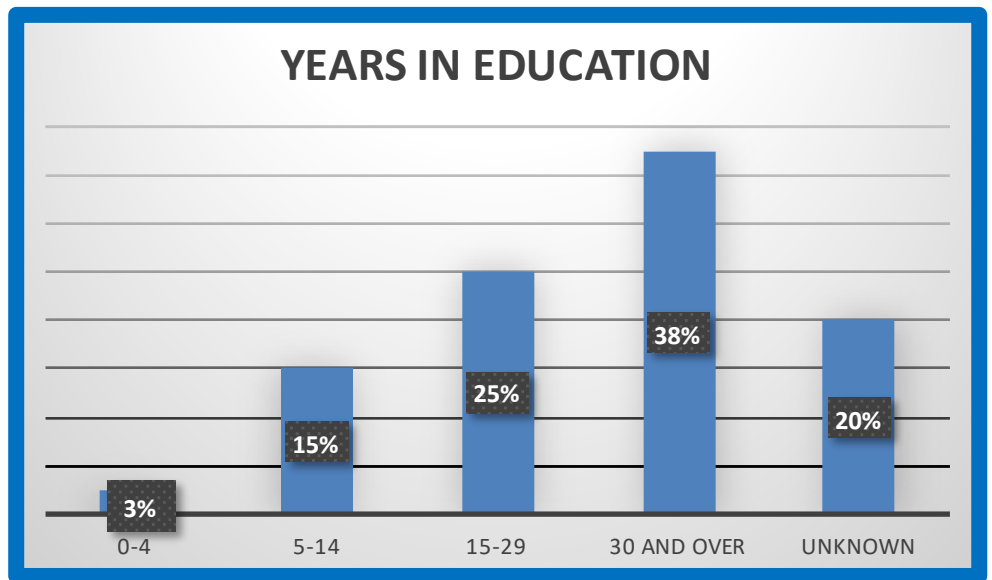
MEMBERSHIP ANALYSIS REPORT FOR ICARE

Current Membership 40

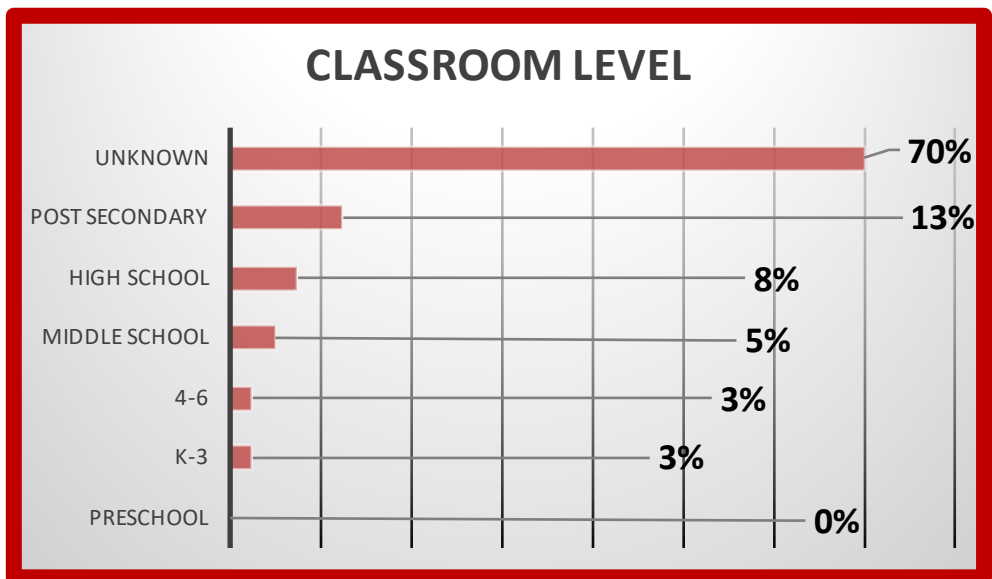
AGE RANGE		
18-24	1	3%
25-39	5	13%
40-54	7	18%
55 and over	21	53%
Unknown	6	15%
40	100%	



YEARS IN EDUCATION		
0-4	1	3%
5-14	6	15%
15-29	10	25%
30 and over	15	38%
Unknown	8	20%
40	100%	



CLASSROOM LEVEL		
Preschool	0	0%
K-3	1	3%
4-6	1	3%
Middle School	2	5%
High School	3	8%
Post Secondary	5	13%
Unknown	28	70%
40	100%	



MEMBERSHIP ANALYSIS REPORT FOR ICARE

ADMINISTRATOR OR OTHER		
Curr/Reading	2	4%
Principal	3	6%
Superintendent	0	0%
Librarian	1	2%
Spec Ed	12	24%
Gift/Talent	1	2%
Title I/Remedial	0	0%
Read Specialist	12	24%
Retired	10	20%
Other	8	16%
	49	100%

PROFESSIONAL AREAS OF INTEREST		
Administration	4	10%
Adult Literacy	3	8%
Affective Reading	22	55%
Assessment	11	28%
Children's Lit	20	50%
Comprehension	14	35%
Content Area	13	33%
Family Literacy	8	20%
Holistic Reading	4	10%
Multilingual	6	15%
Newspaper in Ed	2	5%
Parents & Read	4	10%
Read for Gifted	3	8%
Research	10	25%
Study Skills	3	8%
Teacher Ed	11	28%
Technology	12	30%
Title I	0	0%
Young Adult Lit	8	20%
YA Writing	4	10%

